



CHARIOT
CORPORATION

Investor Presentation

ASX: CC9

March 2024



Important Notice

Any material used in this presentation is only an overview and summary of certain data selected by the management of Chariot Corporation Ltd (CHARIOT).

The presentation does not purport to contain all the information that a prospective investor may require in evaluating a possible investment in CHARIOT and should not be used in isolation as a basis to invest in CHARIOT. Recipients of this presentation must make their own independent investigations, consideration and evaluation of CHARIOT.

The information contained in this presentation is not investment or financial product advice and is not intended to be used as the basis for making an investment decision. Please note that, in providing this presentation, CHARIOT has not considered the objectives, financial position or needs of any particular recipient. The information contained in this presentation is not a substitute for detailed investigation or analysis of any particular issue and does not purport to be all of the information that a person would need to make an assessment of CHARIOT or its assets. CHARIOT recommends that potential investors consult their professional advisor/s as an investment in CHARIOT is considered to be speculative in nature.

Statements in this presentation are current only as of the date of this presentation and the information in this presentation remains subject to change without notice. Reliance should not be placed on information or opinions contained in this presentation.



To the maximum extent permitted by law, CHARIOT disclaims any responsibility to inform any recipient of this presentation on any matter that subsequently comes to its notice which may affect any of the information contained in this document and presentation and undertakes no obligation to provide any additional or updated information whether as a result of new information, future events or results or otherwise.

No representation or warranty, express or implied, is made as to the fairness, accuracy, completeness or correctness of the information, opinions or conclusions contained in or derived from this presentation or any omission from this presentation or of any other written or oral information or opinions provided now or in the future to any person.

To the maximum extent permitted by law, neither CHARIOT nor any affiliates, related bodies corporate and their respective officers, directors, employees, advisors and agents, nor any other person, accepts any liability as to or in relation to the accuracy or completeness of the information, statements, opinions or matters (express or implied) arising out of, contained in, or derived from this presentation or any omission from this presentation or of any other written or oral information or opinions provided now or in the future to any person.

The information contained in this presentation is for information purposes only and does not comprise a prospectus, product disclosure statement or other offering document under Australian law. This presentation also does not constitute or form part of any invitation, offer for sale or subscription or any solicitation for any offer to buy or subscribe for any securities nor shall they or any part of them form the basis of or be relied upon in connection therewith or act as any inducement to enter into any contract or commitment with respect to securities of CHARIOT.

The information in this presentation relating to exploration results and exploration targets has been previously reported in accordance with the 2012 Edition of the 'Australasian Code for Reporting of Exploration results, Mineral Resources and Ore

Reserves' (JORC Code). CHARIOT confirms that it is not aware of any new information as at the date of this presentation that materially affects the information included in this presentation and that all material assumptions and technical parameters underpinning the estimates continue to apply and have not materially changed.

This presentation includes "forward looking statements" within the meaning of securities laws of applicable jurisdictions. Forward looking statements can generally be identified by the use of the words "anticipate", "believe", "expect", "project", "forecast", "estimate", "likely", "intend", "should", "could", "may", "target", "plan" "guidance" and other similar expressions. Indications of, and guidance on, future earnings or dividends and financial position and performance are also forward-looking statements. Such forward-looking statements are not guarantees of future performance and involve known and unknown risks, uncertainties and other factors, many of which are beyond the control of CHARIOT and its officers, employees, agents or associates, that may cause actual results to differ materially from those expressed or implied in such statement. Actual results, performance or achievements may vary materially from any projections and forward looking statements and the assumptions on which those statements are based. Readers are cautioned not to place undue reliance on forward looking statements and CHARIOT assumes no obligation to update such information. Cautionary Statement on Visual Estimates: Visual estimates of mineral abundance should never be considered a proxy for laboratory analysis where concentrations or grades are the factor of principal economic interest. Visual estimates also potentially provide no information regarding impurities or deleterious physical properties relevant to valuations.

By receiving this presentation, you acknowledge and represent to the Company that you have read, understood and accepted the terms of this disclaimer. It is the responsibility of all recipients of this presentation to obtain all necessary approvals to receive this presentation and receipt of this presentation will be taken by the Company to constitute a representation and warranty that all relevant approvals have been obtained.



Leadership and Exploration Team



Board of Directors



Murray Bleach
Non-Executive Chairman

- Former CEO of Macquarie Group Limited's North American business with 40 years of experience in investment banking, funds management and infrastructure.
- Previously CEO of Intoll Group Limited before its sale for A\$3.5bn.
- Non-Executive Director and Chair at IFM Investors Pty Ltd for 9 years which oversaw A\$113bn of funds under management.
- Currently holds Chair and Non-Executive Director roles at various funds, investment start-ups and not-for-profit ventures.



Shanthar Pathmanathan
Managing Director

- Prior CEO and MD of Lithium Consolidated Ltd, which had one of the largest portfolios of hard rock lithium exploration assets, globally.
- 14 years investment banking experience in the metals and mining, oil and gas and chemicals sectors.
- Previous VP with Deutsche Bank's investment banking division and held investment banking and principle investment roles with Macquarie Group.



Fred Forni
Executive Director

- Senior finance professional with over 25 years of investment banking experience.
- Prior Senior Managing Director of Macquarie Holdings (USA) Inc.
- Holds a B.A. in Economics from Connecticut College, a J.D., from Georgetown University Law Center.



Neil Stuart
Non-Executive Director

- Prior founding Director and Chairman of Orocobre Limited, now Allkem post-merger with Galaxy Resources Limited (ASX: AKE).
- 50 years exploration experience, 20 of which were involved with the exploration and commercial development of lithium projects.

Exploration Team



Edward Max Baker
Geological Consultant

- Ph.D. Geologist and a fellow of AusIMM.
- Over 50 years of experience, working across multiple continents and commodities, including tin-tantalum pegmatites.
- Prior Chief Geologist at Newcrest during the discovery and development phases of the Cadia and Gossowong deposits.
- Previously VP Exploration for Integra Resources Corp.



Troy Blackledge
Project Manager

- Exploration Geologist with over 17 years of experience working in Nevada and Oregon.
- Previously held mine superintendent, mine geologist and other mine production roles with Barrack Gold Corporation and Newmont Corporation.

Corporate Overview



CC9

ASX ticker

\$7.6m

Cash on hand¹

\$0.28

Share price²

52.3%

Top 20 shareholders²

150.3m

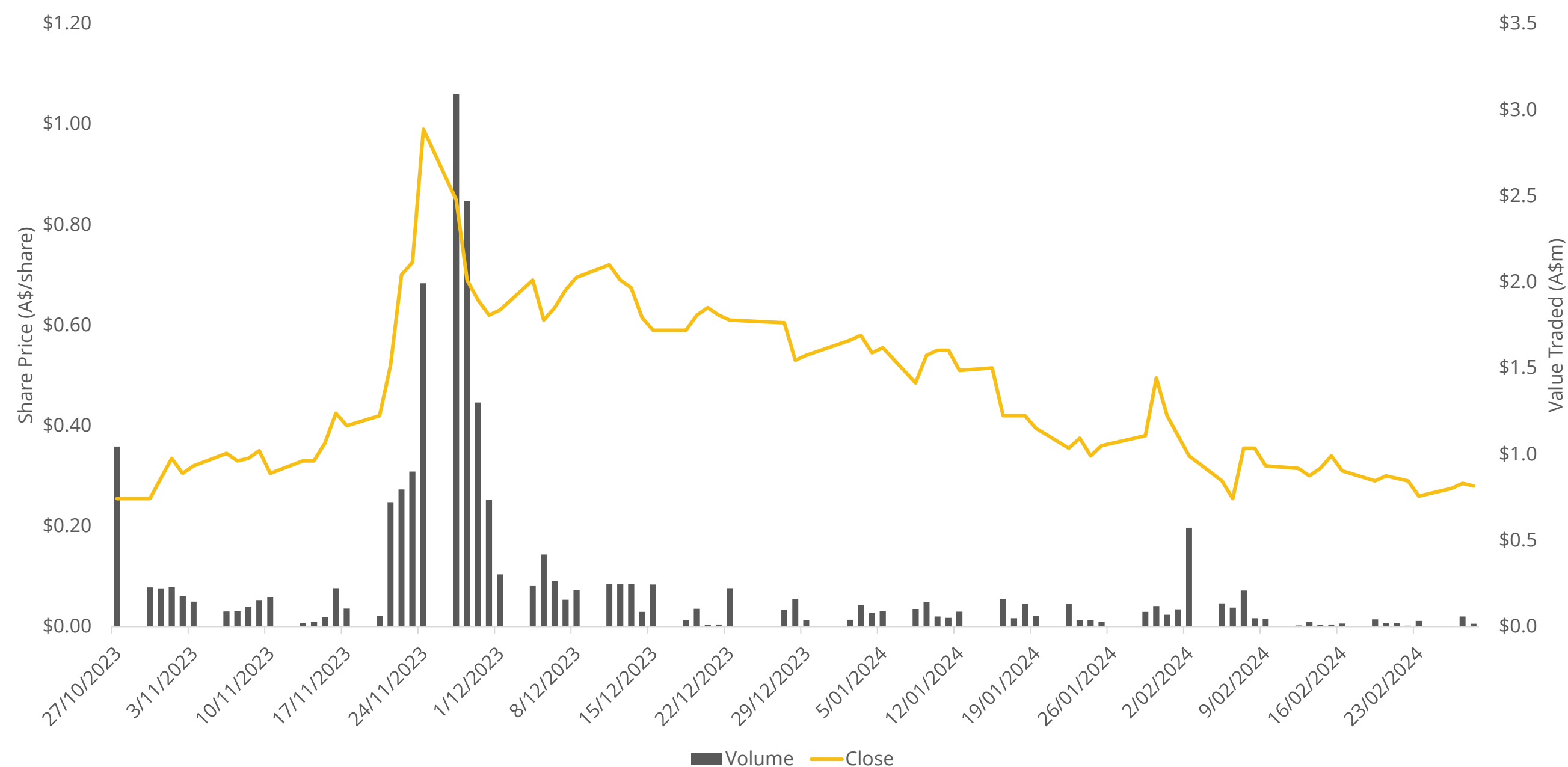
Shares on issue

7.8m

Options on issue

9.5m

Performance rights³



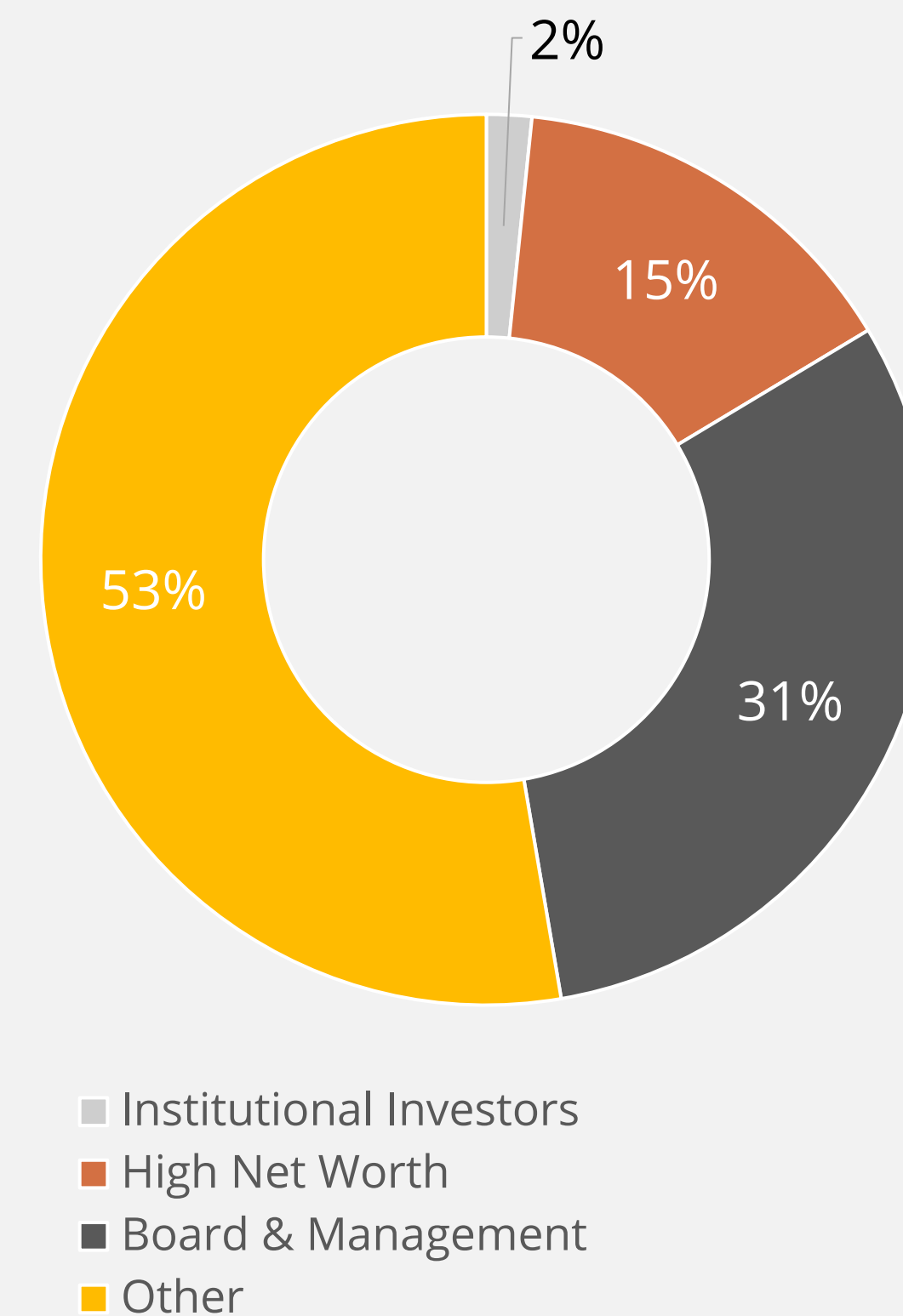
Notes:

1) Cash at bank as of 31/12/2023

2) As of 28/2/2024

3) 9.5m performance rights to directors Murray Bleach, Fred Forni and Neil Stuart, Mining Corporate Pty Ltd, Ramesh Chakrapani and Trinity Cooper.

Shareholder Overview



U.S. Lithium Exploration

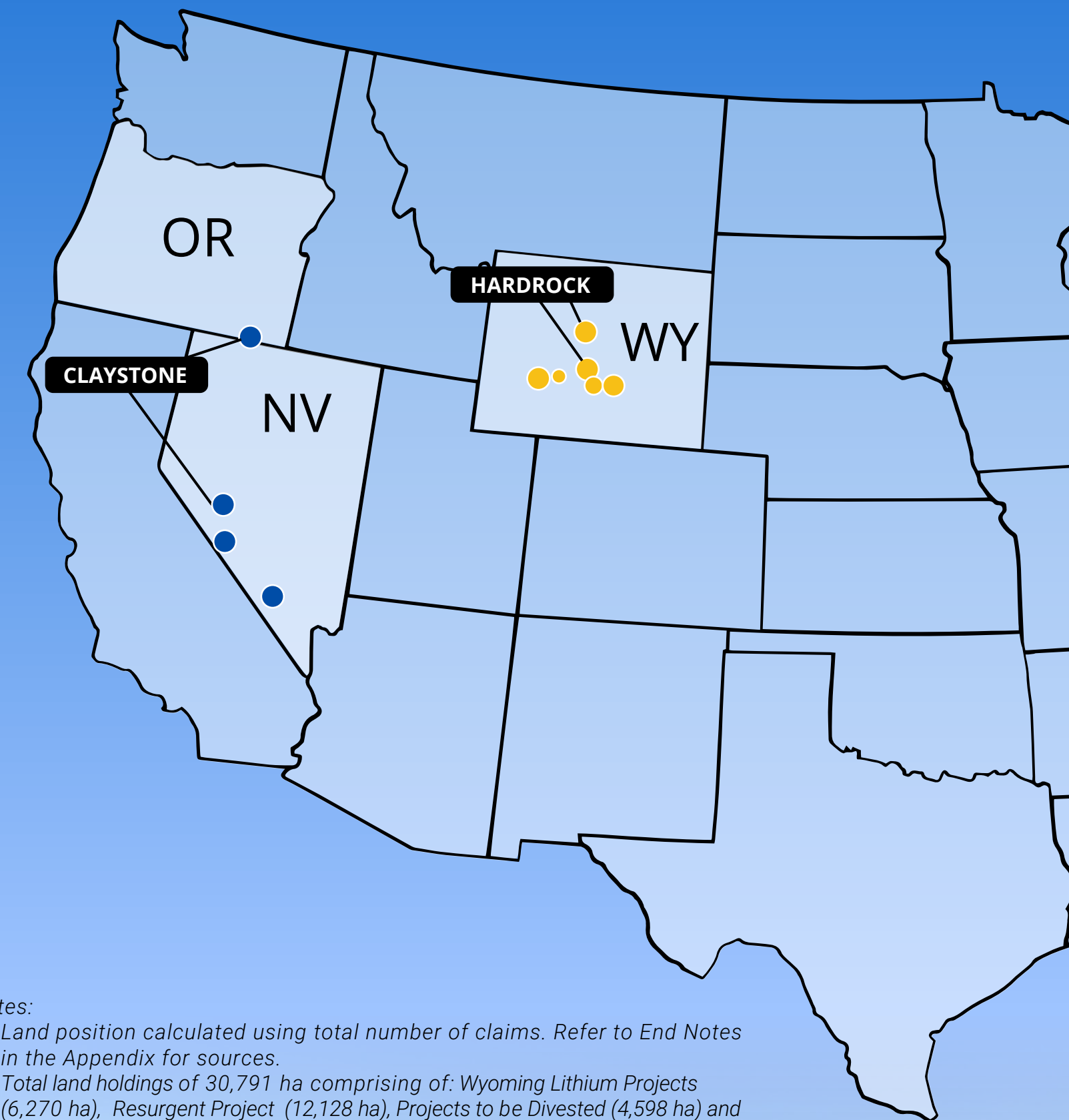


Investment Highlights

- 1 U.S. Focused Lithium Explorer**
 - Large landholder for lithium exploration in the United States²
 - Large-scale potential with two (2) projects (the “Core Projects”), the Black Mountain Project (hard rock Li) and the Resurgent Project (Claystone Li), in the U.S. and a deep pipeline of other exploration projects
 - Divested four (4) claystone lithium projects in the U.S. and a hard rock lithium exploration portfolio in Western Australia
- 2 Surface Mineralisation with Strong Initial Assays**
 - Both Black Mountain and Resurgent exhibit lithium mineralisation at surface
- 3 Hard Rock Lithium Projects**
 - Seven (7) hard rock lithium projects in Wyoming with 795 claims covering 6,270 ha
 - Black Mountain is one of the two Core Project with maiden drill results intersecting shallow high-grade spodumene
 - First three (3) diamond drill holes at Black Mountain have all intersected near surface, high-grade spodumene mineralisation confirming the potential of the LCT pegmatite swarms
 - 15.48m @ 1.12% Li₂O from 2.74m, including 4.27m @ 2.46% Li₂O from 9.94m
- 4 Claystone Lithium Project**
 - Resurgent is the other Core Project and is the 2nd largest land position in the McDermitt Caldera
 - The McDermitt Caldera hosts the two largest Li resources discovered to-date (Thacker Pass 19.1mt lithium carbonate equivalent (“LCE”) and McDermitt 21.5mt LCE)³
 - Highest grade surface sample at Resurgent of 3,865 ppm Li and 20 surface samples at Resurgent with values greater than 1,000 ppm Li
 - General Motors recently committed to invest US\$650m to develop the Thacker Pass Project
- 5 Value Creation Outlook**
 - Exploration and drilling success
 - Black Mountain Phase 1 drilling scheduled to continue until 1 March 2024 and restart upon approval of the Exploration Plan of Operations
 - U.S. Government support for U.S. Lithium sector accelerating

U.S. Lithium Companies - Land Position¹

Ioneer	293
ARIZONA LITHIUM	331
CENTURY LITHIUM	341
Aurora Energy Metals	395
AMERICAN LITHIUM	425
ABTC AMERICAN BATTERY TECHNOLOGY COMPANY	517
JINDALEE LITHIUM	719
PATRIOT LITHIUM	819
Future Battery Minerals Ltd	1,024
IRIS METALS	2,387
Anson Resources	2,640
Lithium Americas	2,724
CHARIOT CORPORATION	3,634



Notes:
 1) Land position calculated using total number of claims. Refer to End Notes in the Appendix for sources.
 2) Total land holdings of 30,791 ha comprising of: Wyoming Lithium Projects (6,270 ha), Resurgent Project (12,128 ha), Projects to be Divested (4,598 ha) and certain Divested Assets via an Option Agreement (7,795 ha).
 3) Refer to Lithium Americas Thacker Pass Feasibility Study NI43-101 dated 2 November 2022 and Jindalee Lithium Limited company announcement dated 27 February 2023.



U.S. Lithium Focused Portfolio

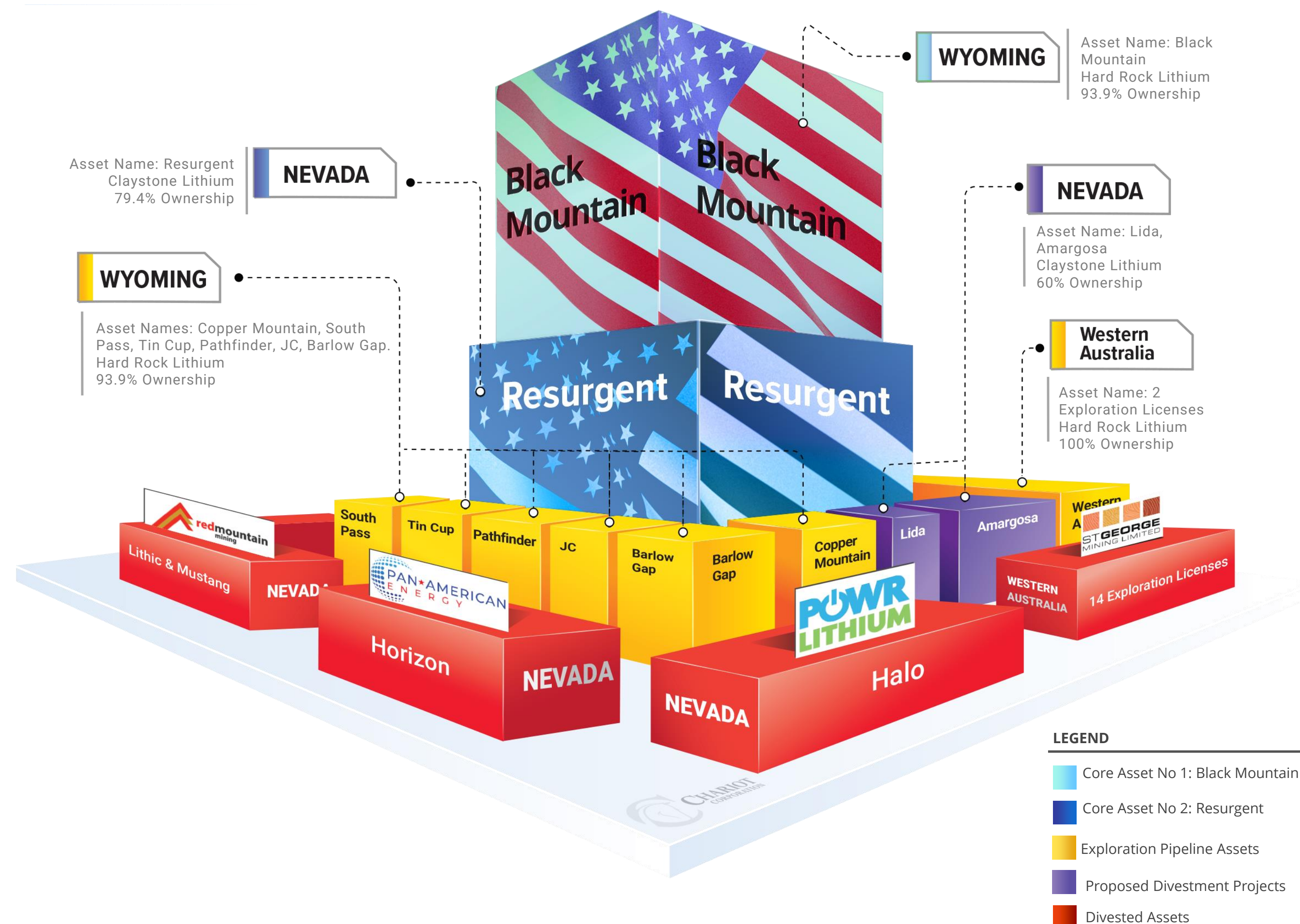


2 Core Projects:
Black Mountain & Resurgent

6 Exploration
Pipeline Projects

2 Divestment projects:
Lida and Amargosa

+ Retained interest
in divested asset proceeds^{1,2}



Notes:

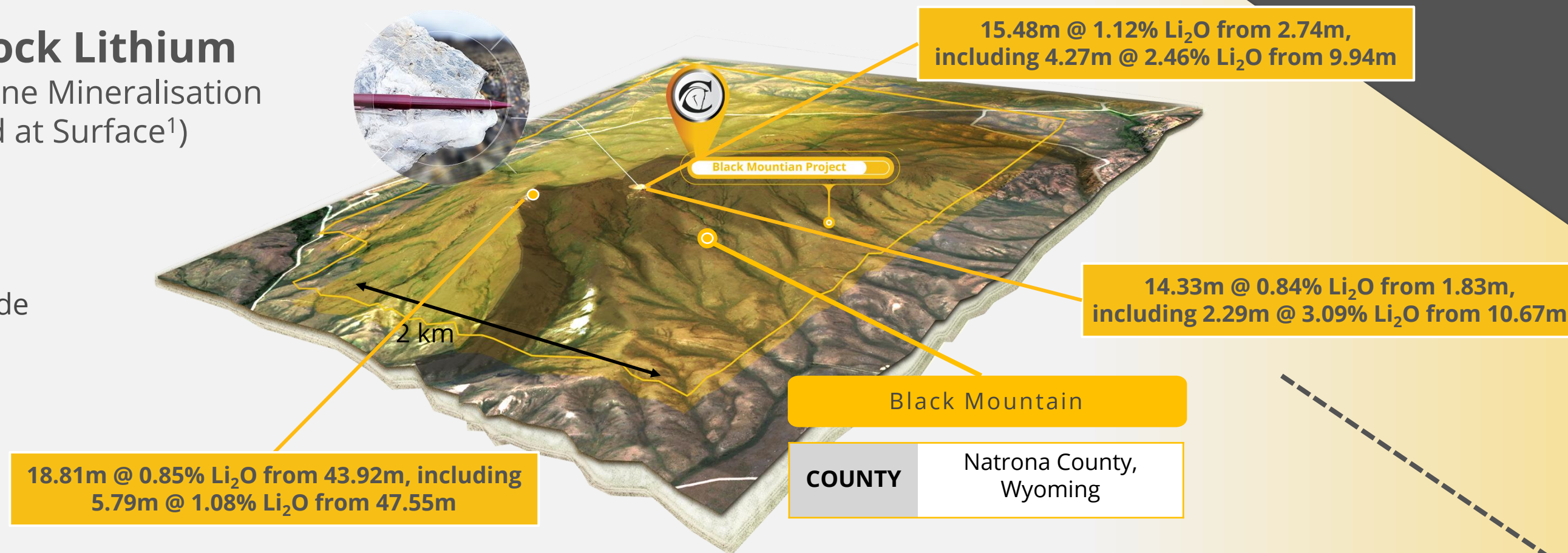
- 1) Chariot holds a 21.4% interest in the proceeds from the sale of Halo, Horizon, Lithic and Mustang projects.
- 2) Chariot holds a 100% interest in the proceeds from the sale of the WA hard rock lithium portfolio.

Diversified, Dual-Pronged Strategy



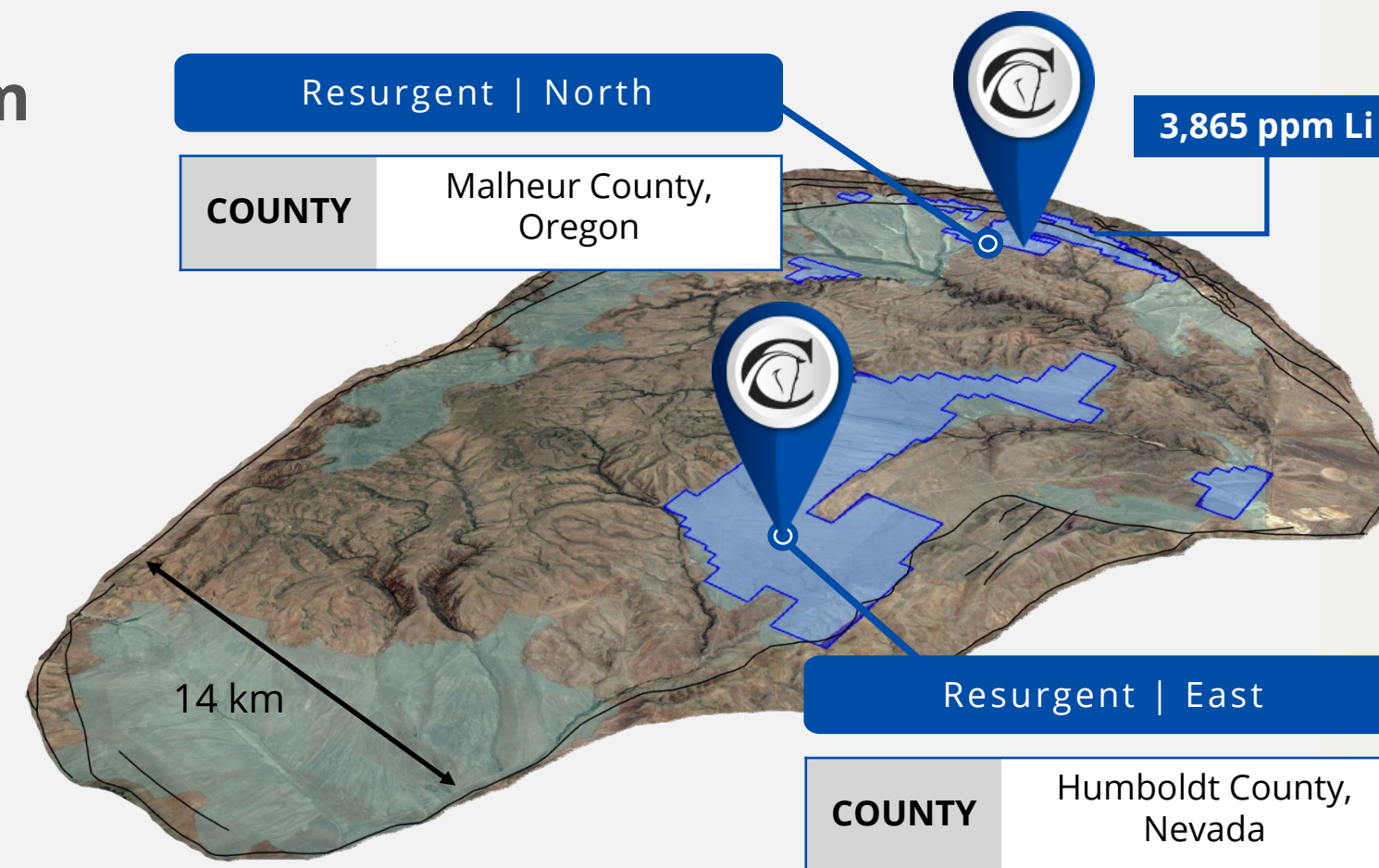
Hard Rock Lithium (Spodumene Mineralisation Confirmed at Surface¹)

Maiden drill holes all intersected high-grade spodumene close to surface¹



Claystone Lithium (Lithium Mineralisation Confirmed at Surface²)

The McDermitt Caldera is the largest known lithium claystone endowment in North America – Chariot in the Caldera owns the 2nd largest land position.



Significant U.S. Lithium Land Holding

Notes:
1) Refer to ASX announcement dated 2/2/2024.
2) Refer to Prospectus



Wyoming Hard Rock



Why Wyoming?



Exposure to Secular Demand Growth & Nearby Offtake Partners:

Near gigafactories and manufacturers with substantial lithium supply requirements. By 2030 battery manufacturing capacity in the U.S. is projected to be at least 10x greater than in 2022.

No Material Land Use Restrictions:

Limited encroachment challenges from national parks, culturally significant national monuments or intensive urban areas. Although Wyoming is the tenth largest state by land mass, it is the state with the smallest population (<600,000)²

Supportive Policy & Strong Legal Framework:

Clear laws and reliable enforcement has facilitated Wyoming to become the leading producer of coal and uranium in the U.S.A.

1 Tier 1 Mining District:

Long history of coal and uranium mining with a ranking of 2nd in the 2020 Fraser Institute's Policy Perception Index. Resources are the largest contributor to state economy (21% of 2019 GSP)¹.

Highly Prospective Geology:

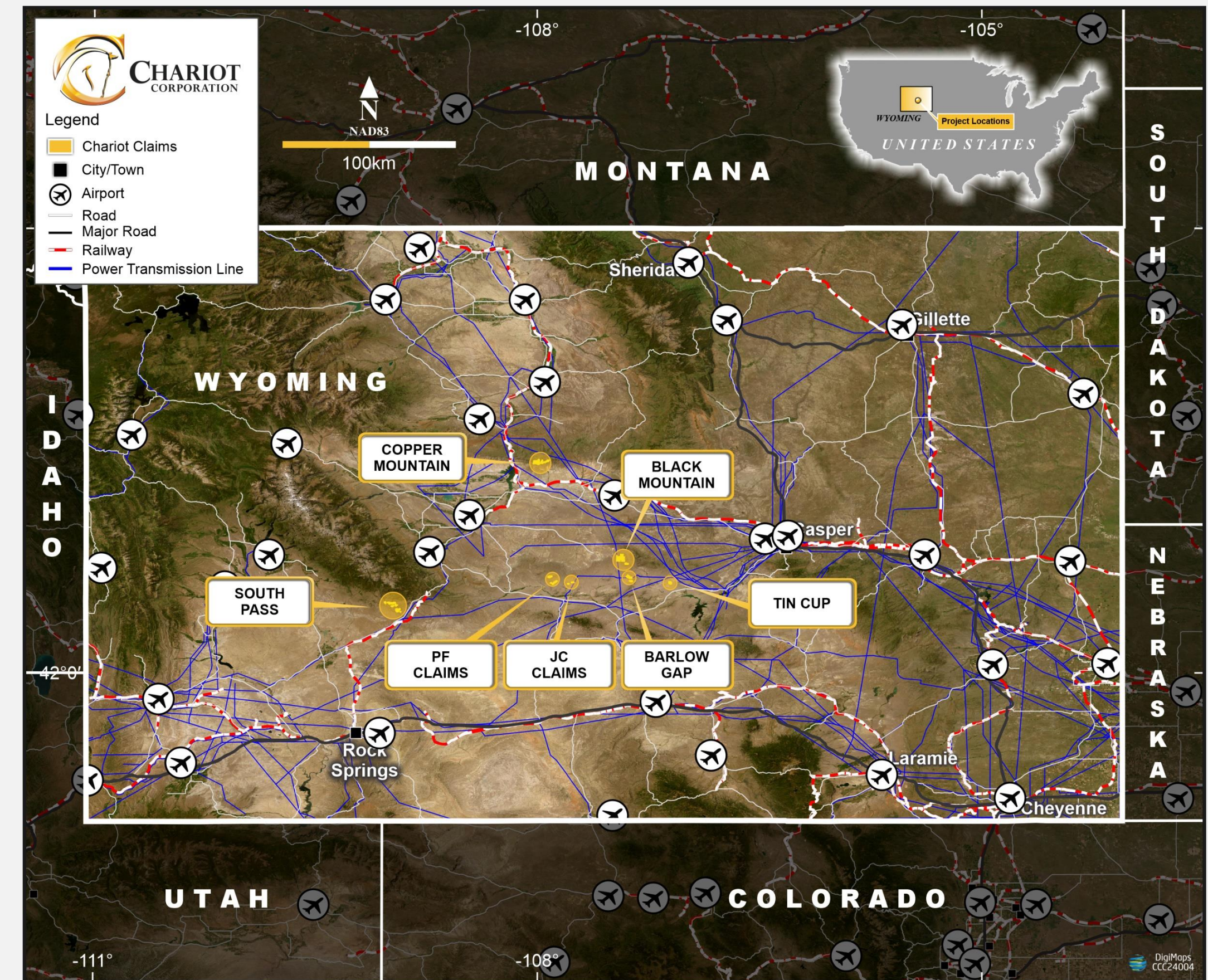
Late Archean granites and associated pegmatites including economically significant LCT pegmatites.

Extensive Road and Rail Infrastructure:

In 2018, 486 million tons of freight had its origination, destination or both in Wyoming¹.

Minimal Capital Outlays:

No minimum annual expenditure requirements.



Notes:

1) Sourced from *Statewide Freight Assessment: Wyoming 2022*

2) Sourced from the *United States Census Bureau*

Wyoming Hard Rock Lithium Projects

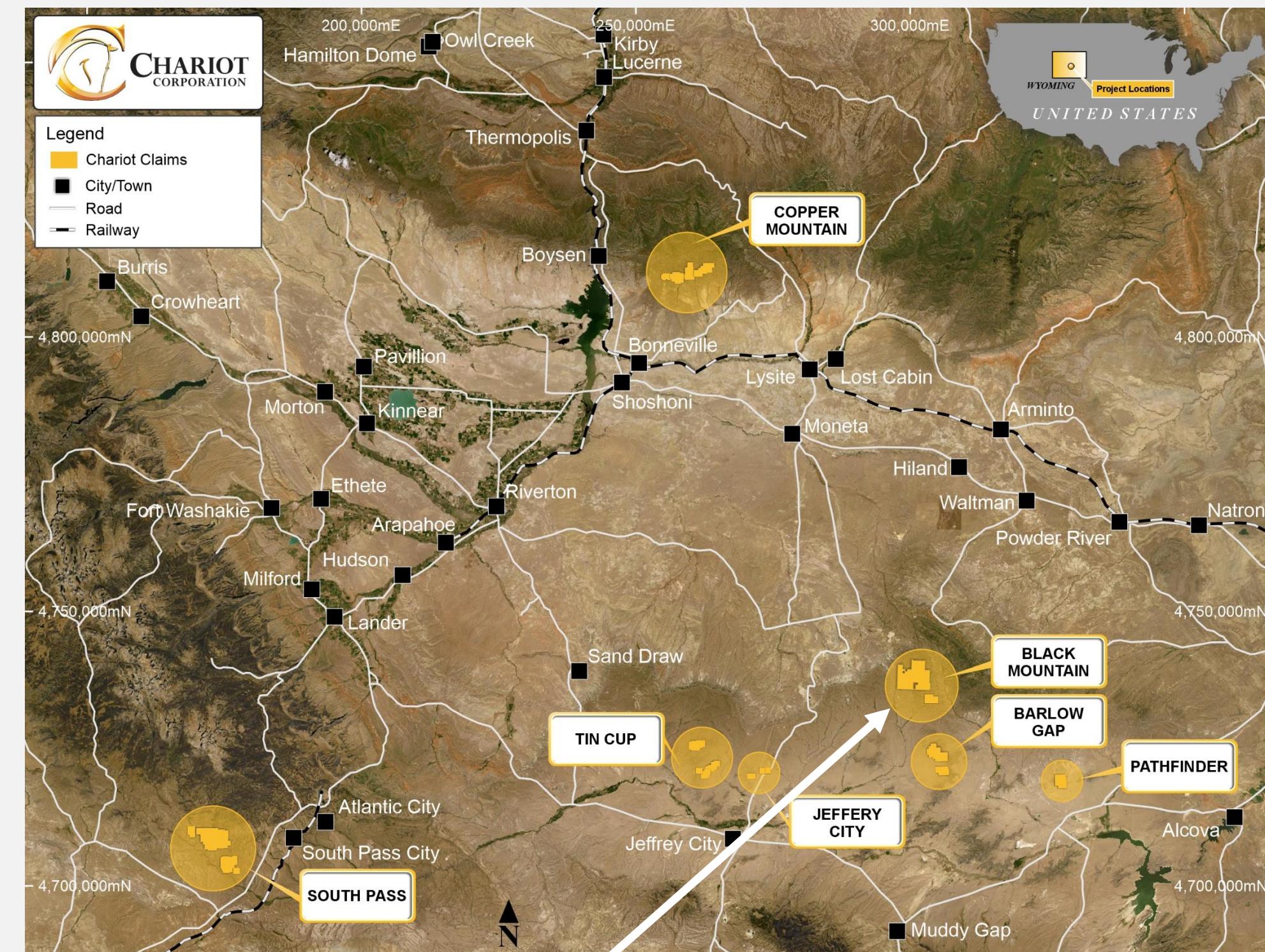


The Next U.S. Hard Rock Lithium Province

- Seven (7) LCT pegmatite projects in Wyoming comprising 795 unpatented lode claims covering 6,270 ha
- The Black Mountain Project is 27 sq. km area with outcropping LCT-type pegmatites with preliminary rock chip samples returning assays up to 6.38% Li₂O¹
- The Black Mountain maiden drill program delivered strong initial hard rock lithium results with multiple mineralised lithium intersections from first three (3) holes
- Copper Mountain is an extensive LCT pegmatite field, with mica, feldspar and tin/tantalite workings along with reported amblygonite/petalite
- The remaining exploration pipeline projects cover 360 claims covering 2,936 ha with evidence of pegmatite outcrops occurring in swarms

Notes:

1) Refer to the Prospectus for the full set of assay results



Core Project: Black Mountain

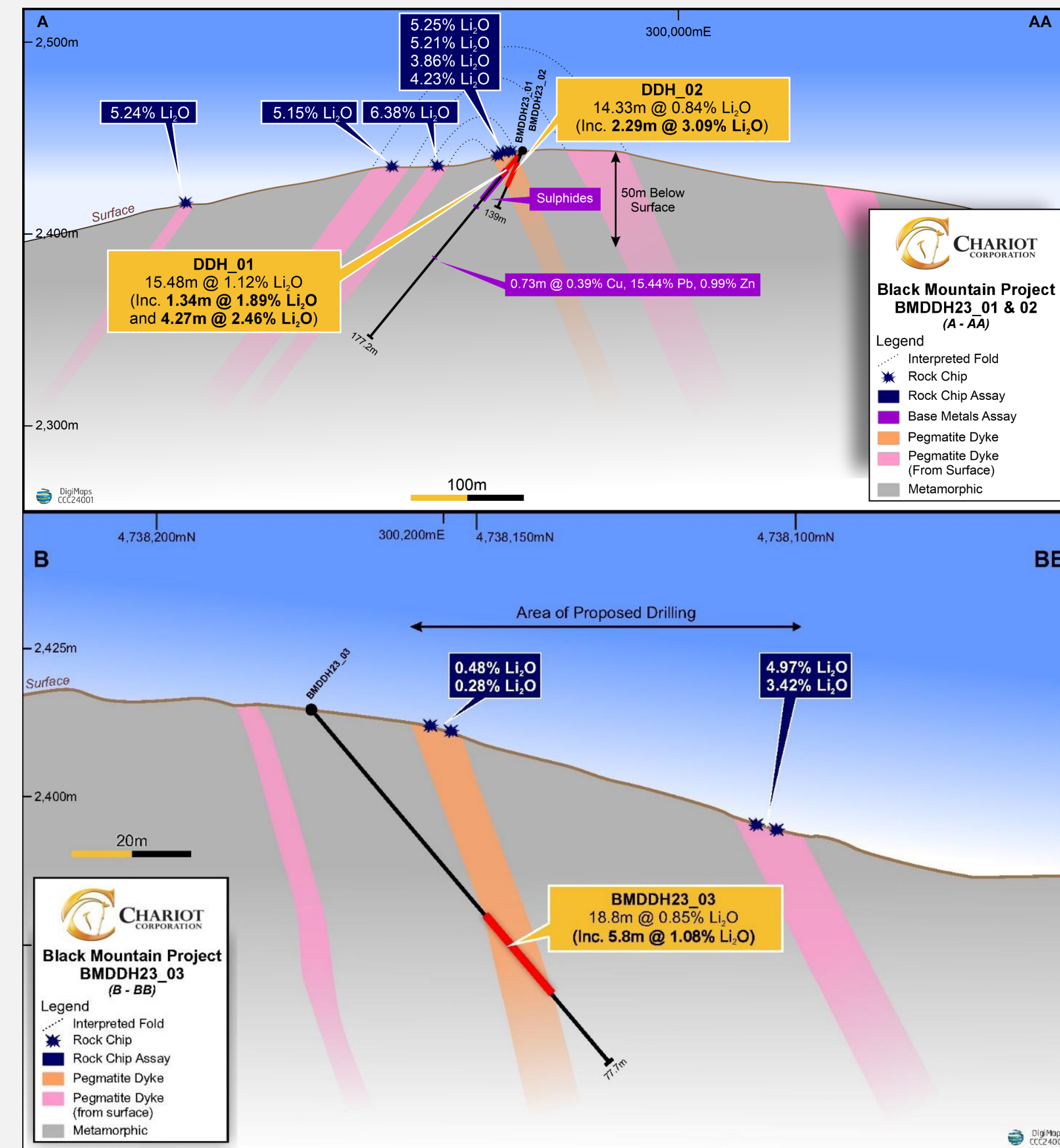


Background

- The Black Mountain Project is located in Natrona County in Central Wyoming
- Black Mountain claims exhibit extensive pegmatite outcrops with spodumene and tantalum mineralisation – surface rock chip samples returned assays of up to **6.38% Li₂O**
- Drilling commenced on 10 November 2023 with a total of eight (8) diamond drill holes completed to date

Maiden Drill Results¹

- First three (3) diamond drill holes all intersected **near surface, high-grade** spodumene mineralisation confirming the potential for LCT pegmatite swarms
- 15.48m @ 1.12% Li₂O** and 79ppm Ta₂O₅ from 2.74m, including:
 - 4.27m @ 2.46% Li₂O and 128 ppm Ta₂O₅ from 9.94m (BMDDH23_01)
- 14.33m @ 0.84% Li₂O** and 61ppm Ta₂O₅ from 1.83m, including:
 - 2.29m @ 3.09% Li₂O and 138ppm Ta₂O₅ from 10.67m (BMDDH23_02)
- 18.81m @ 0.85% Li₂O** and 98ppm Ta₂O₅ from 45.26m, including:
 - 5.79m @ 1.08% Li₂O and 105ppm Ta₂O₅ from 47.55m (BMDDH23_03)



Notes:
 1) Refer to ASX announcement dated 1/2/2024.
 2) Intervals reported are downhole widths which are greater than apparent widths.

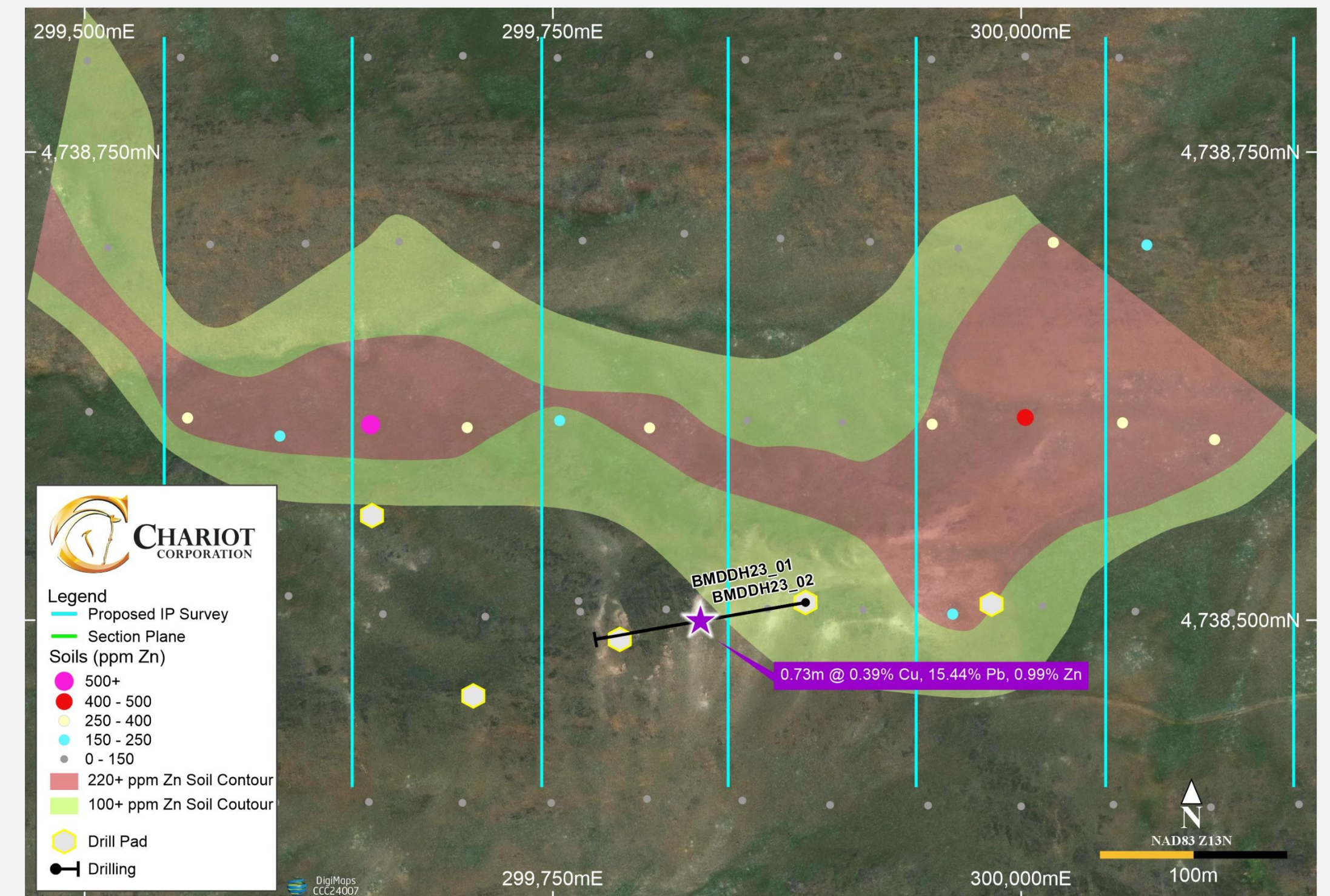
Core Project: Black Mountain



Base Metal Mineralisation Identified

- The first drill hole intersected pyrite-pyrrhotite mineralisation which may be the peripheral portion of a significant body of potential base metal mineralisation
- BMDDH23_01 intersected **0.73m @ 0.4% Cu, 15.4% Pb, 1.0% Zn from 121m**
- 800m long by 150m wide zone of anomalous zinc-in-soils
- Chariot plans to extend the soil sampling program and run preliminary induced polarisation/ resistivity survey lines across the anomaly in Q3 2024

Hole ID	From (m)	To (m)	Interval (m)	Cu (ppm)	Pb (ppm)	S (ppm)	Zn (ppm)
BMDDH23_01	23.4	23.8	0.3	6,012	0	150,328	1,294
BMDDH23_01	23.8	25	1.2	660	0	120,231	1,991
BMDDH23_01	32.5	32.9	0.3	1,258	0	129,887	3,958
BMDDH23_01	36.8	37.6	0.9	610	79	80,607	3,540
BMDDH23_01	39.2	39.7	0.5	479	46	71,688	3,829
BMDDH23_01	41.1	41.8	0.7	360	18	36,406	1,292
BMDDH23_01	42.7	43.1	0.4	777	34	110,999	3,778
BMDDH23_01	43.1	43.4	0.3	769	33	88,317	3,326
BMDDH23_01	44.9	45.5	0.6	671	30	86,750	3,640
BMDDH23_01	45.5	45.9	0.4	1,214	48	114,744	5,103
BMDDH23_01	47.2	47.5	0.3	1,222	76	119,702	3,017
BMDDH23_01	64	64.9	0.9	1,228	345	95,799	177
BMDDH23_01	121	121.7	0.7	3,891	154,412	28,970	9,931

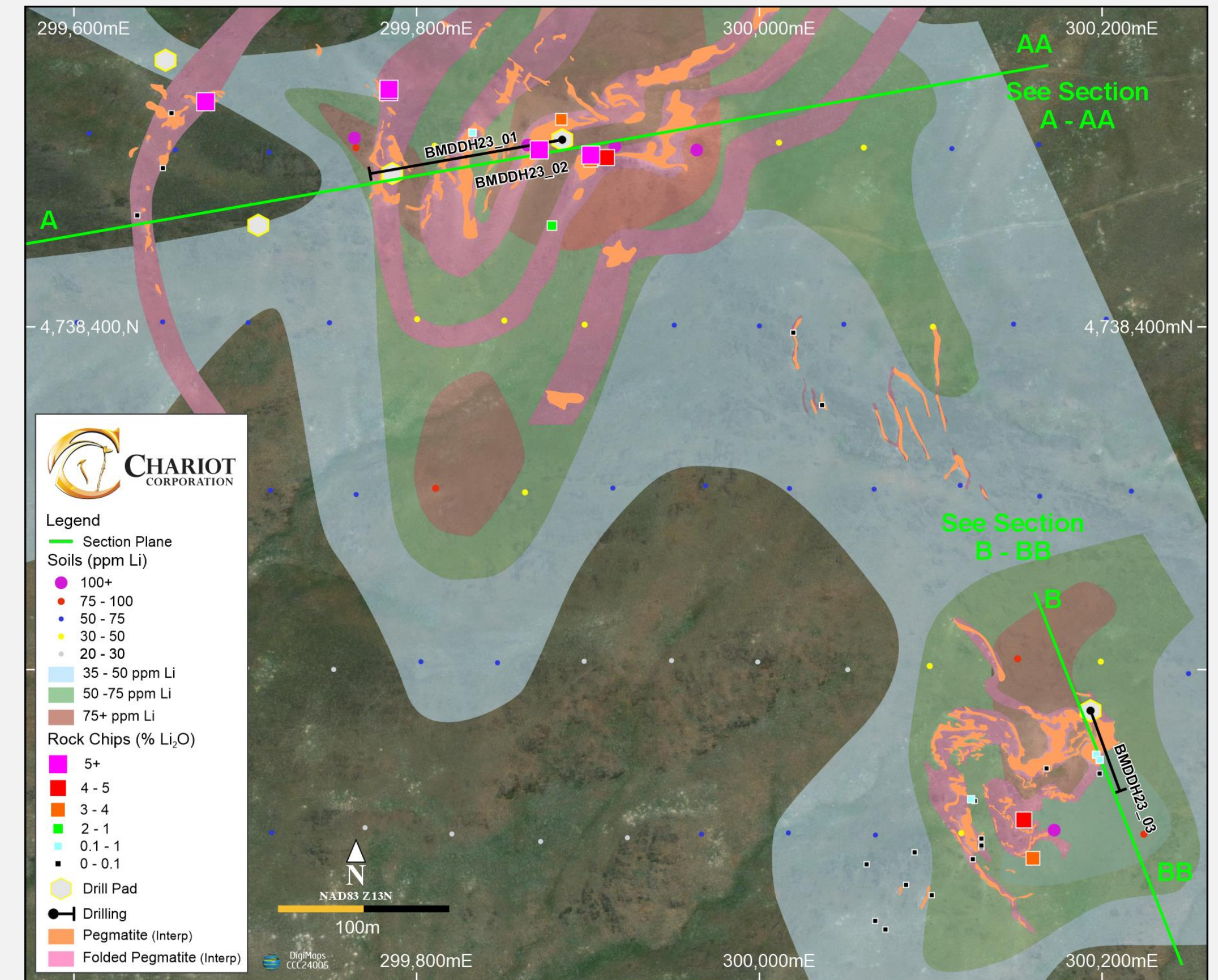



Core Project: Black Mountain



Exploration Plan

- The Phase 1 Drill Program at Black Mountain has been completed and the data from the first nine (9) holes will now be processed and reviewed to determine the 3D shape and near-surface grades, down to 100m, within the three (3) major pegmatite dike zones
- Phase 2 Resource Drill Program of 5,000 – 10,000m expected to commence upon approval of the Exploration Plan of Operations





Resurgent Claystone



Core Project: Resurgent Project¹

Overview

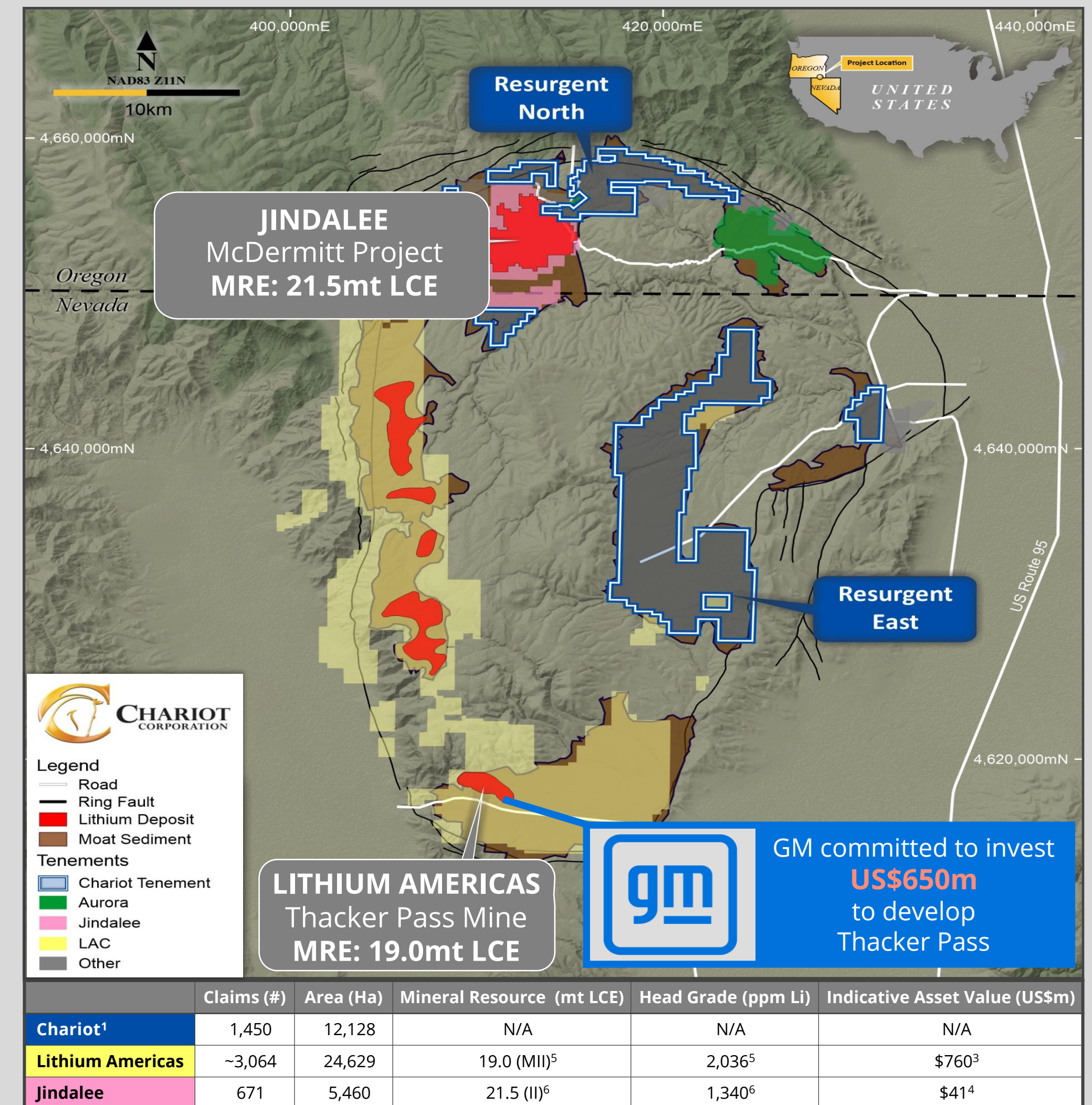
- The Resurgent Project is a claystone-hosted lithium project located in the McDermitt Caldera in Oregon and Nevada, U.S.A.
- The lithium deposits in the Caldera occur in ancient lake sediments that surround the centre of the caldera
- The Resurgent Project comprises 1,450 claims
- McDermitt Caldera hosts the two largest lithium mineral resources discovered to-date
- Chevron Corp. drilled in the 1970s for uranium

Selected Surface Assay Results²

Sample ID	ppm Li	Sample ID	ppm Li
679862	3,865	340673	2,089
679860	3,836	340652	1,883
340655	3,471	340667	1,679
679859	3,164	679858	1,650
679861	2,838	340752	1,645
679856	2,672	340663	1,538
461038	2,638	679885	1,526
340653	2,442	340654	1,418
340664	2,381	679937	1,122

Notes:

- 1) Chariot holds an 79.4% beneficial interest in FMSL, the 100% owner of the Resurgent Project.
- 2) FMSL collected 289 surface samples collected at the Resurgent Project, with 20 samples assaying >1,000 ppm Li and a best assay result of 3,865 ppm Li. Typical mineral resource estimate cut-off grade for claystone lithium is 1,000 ppm Li. Refer to Independent Technical Assessment Report (Resurgent Project) in the Prospectus for the full list of assay results.
- 3) Based on Lithium Americas Corp. market capitalisation. Source: S&P Capital IQ accessed 30 January 2023.
- 4) Based on Jindalee Lithium Limited market capitalisation. Source: S&P Capital IQ accessed 30 January 2023.
- 5) Lithium Americas Corporation's (NYSE: LAC) (LAC) Thacker Pass Deposit contains a total NI43-101 Measured (7.0Mt), Indicated (9.1Mt), and Inferred (3.0Mt) Mineral Resource of 19.1Mt LCE at a 1,047 ppm Li cut-off grade ("COG"). Refer to Lithium Americas Thacker Pass Feasibility Study NI43-101 dated 2 November 2022.
- 6) Jindalee's McDermitt Project which contains a total JORC (2012) Indicated (11.1Mt) and Inferred (10.4Mt) Mineral Resource of 21.5Mt of Lithium Carbonate Equivalent (LCE) at a 1,000 ppm Li COG. Refer to Jindalee Resources Limited company announcement 27 February 2023.



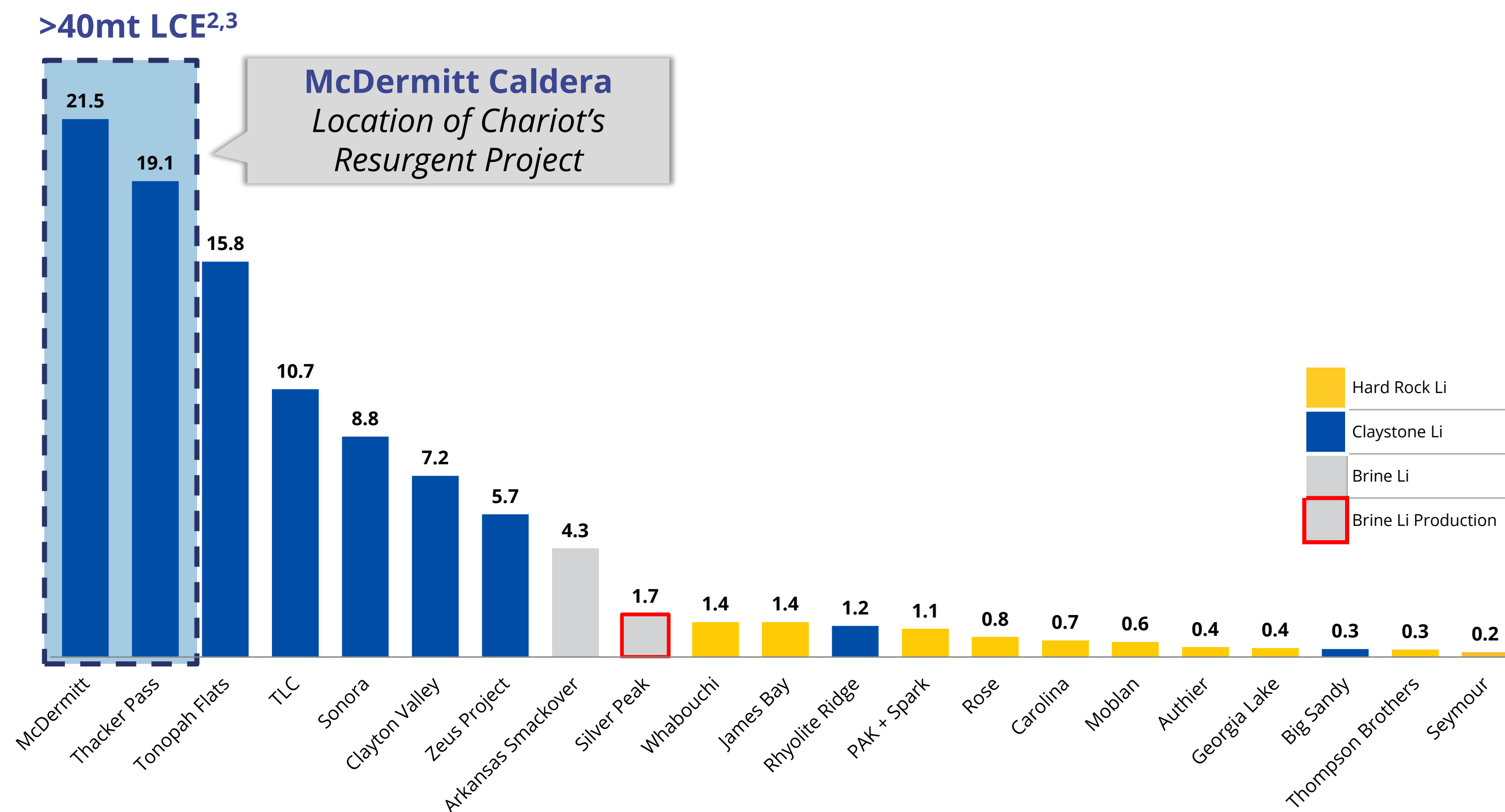
Disclaimer: The Company notes that details of neighbouring projects are included for information purposes only and is not an indication of the prospectivity of the geology of the Company's projects.

Claystone: The Future of Large-Scale Lithium Supply¹

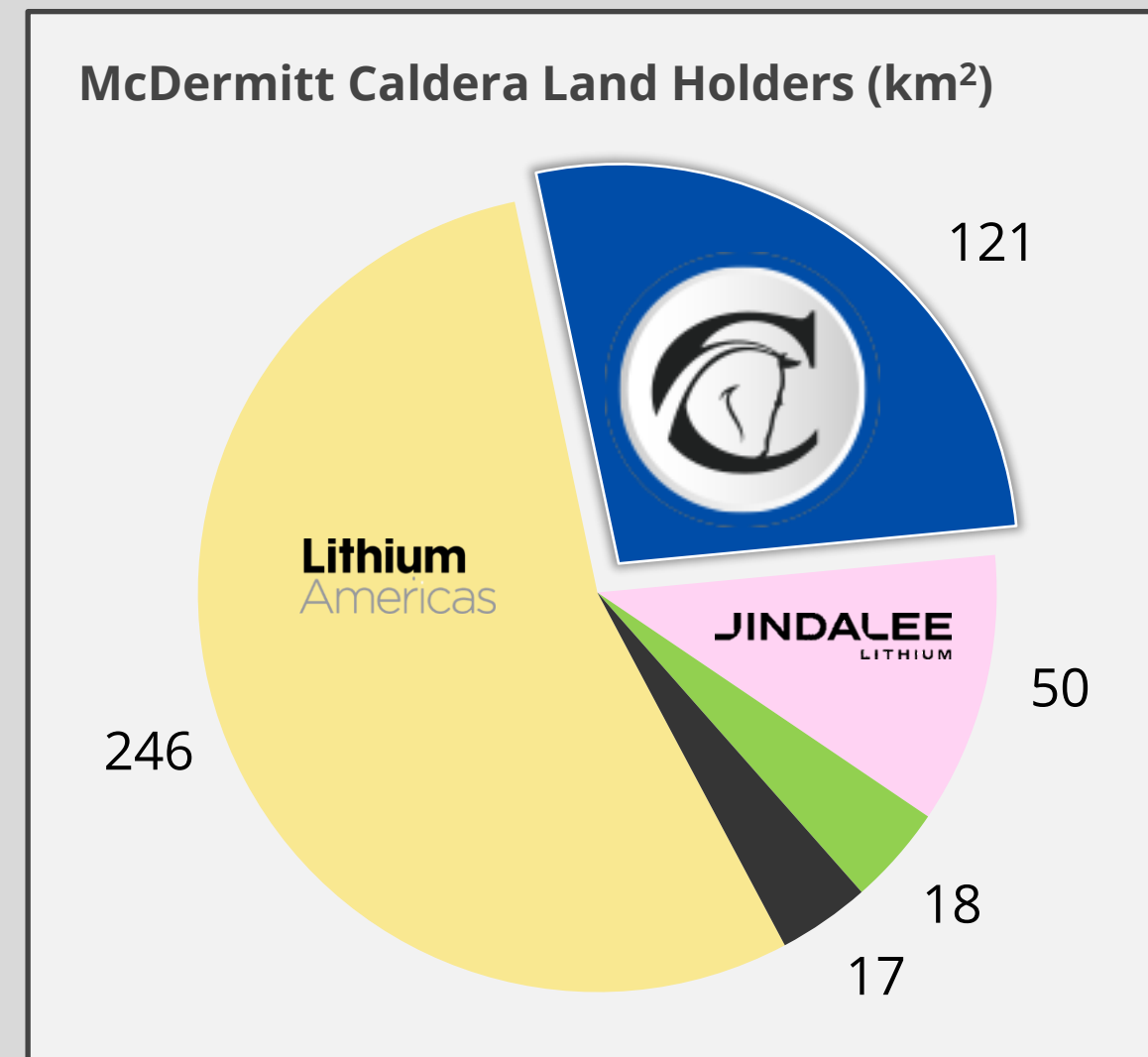


Lithium Projects in North America

by Measured, Indicated & Inferred Mineral Resource (Mt LCE)



! Chariot holds the second-largest land position in the McDermitt Caldera, which hosts the largest lithium mineral resource in the U.S.



Notes:

- 1) Refer to End Notes in the Appendix for sources that contain the Inferred, Indicated and Measured MRE for each project. Bar chart is illustrative.
- 2) Lithium Americas Corporation's (NYSE: LAC) (LAC) Thacker Pass deposit contains a total NI43-101 Measured (7.0Mt), Indicated (9.1Mt), and Inferred (3.0Mt) Mineral Resource of 19.1Mt LCE at a 1,047 ppm Li COG. Refer to Lithium Americas Thacker Pass Feasibility Study NI43-101 dated 2 November 2022.
- 3) Jindalee's McDermitt Project contains a total JORC (2012) Indicated (11.1Mt) and Inferred (10.4Mt) Mineral Resource of 21.5Mt of Lithium Carbonate Equivalent (LCE) at a 1,000 ppm Li COG. Refer to Jindalee Lithium Limited company announcement 27 February 2023.

Core Project: Resurgent North

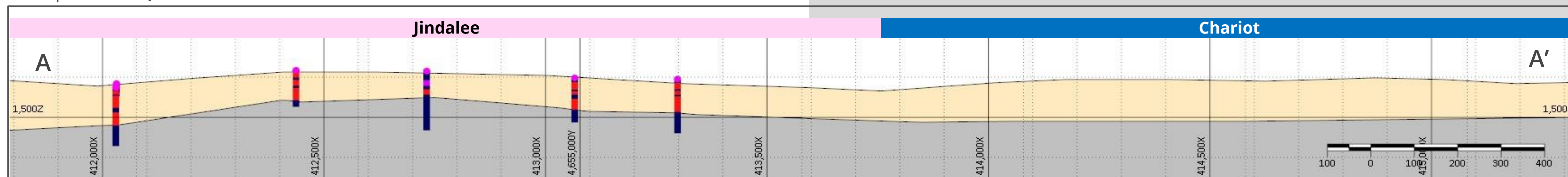
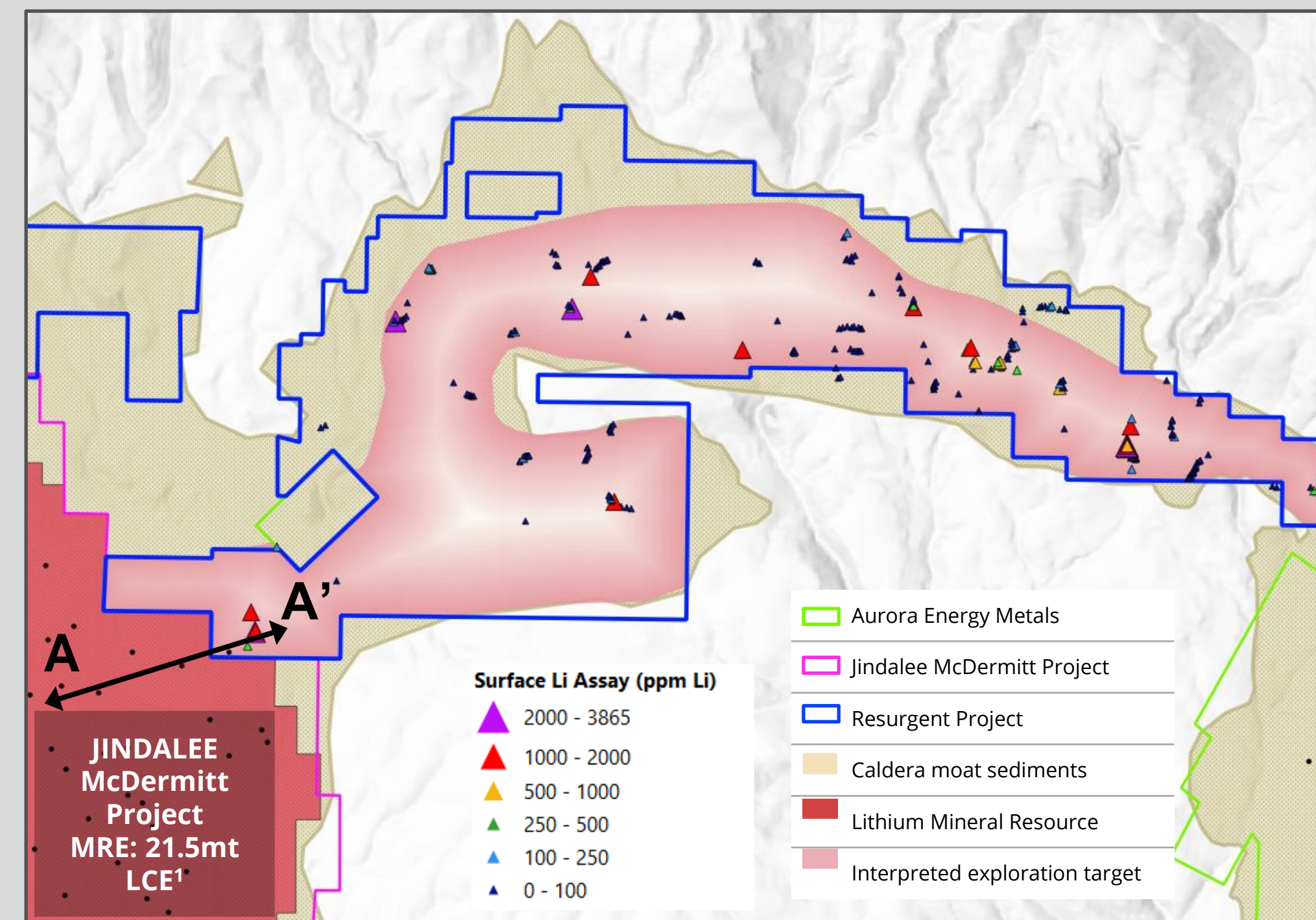


Overview

- Targeting the same sedimentary units that host Jindalee's McDermitt project (ASX: JRL) with a JORC MRE of 21.5 mt LCE¹
- Resurgent North abuts Jindalee's McDermitt project and follows same stratigraphic sequence – based on rock-chip results
- A surface sampling campaign of 289 samples was conducted in 2021 at Resurgent North. 70 samples returned values of greater than 100 ppm Li, 20 samples returned values greater than 1,000ppm Li and 10 samples returned values **greater than 2,000 ppm Li²**
- **Highest surface sample assayed at 3,865 ppm Li (over 3x typical lithium claystone MRE cut-off grade)³**

Exploration Plan

- Additional soils sampling programme across the Project
- Drill target planning
- NOI approved, Oregon Department of Geology and Mineral Industries approval expected in Q2 2024



Notes:

- 1) Jindalee Lithium Limited company announcement 27 February 2023.
- 2) Refer to Independent Technical Assessment Report (Resurgent Project) in the Prospectus for the full list of assays results.
- 3) Jindalee Lithium Limited McDermitt Project applies a Mineral Resource COG of >1,000 ppm Li. Refer to Jindalee Lithium Limited company announcement 27 February 2023.

Core Project: Resurgent East

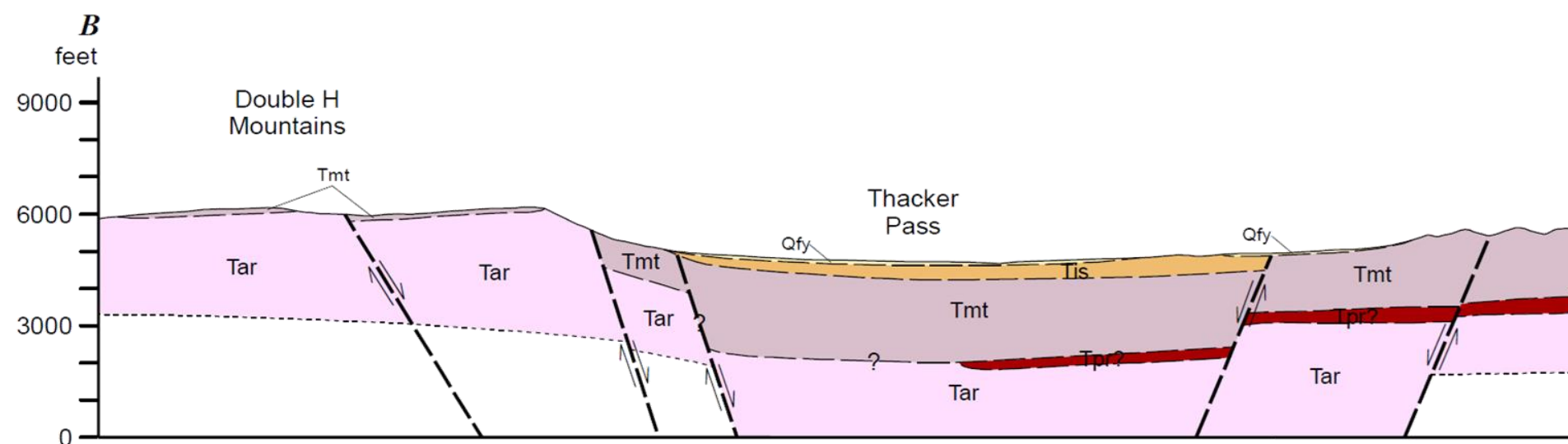
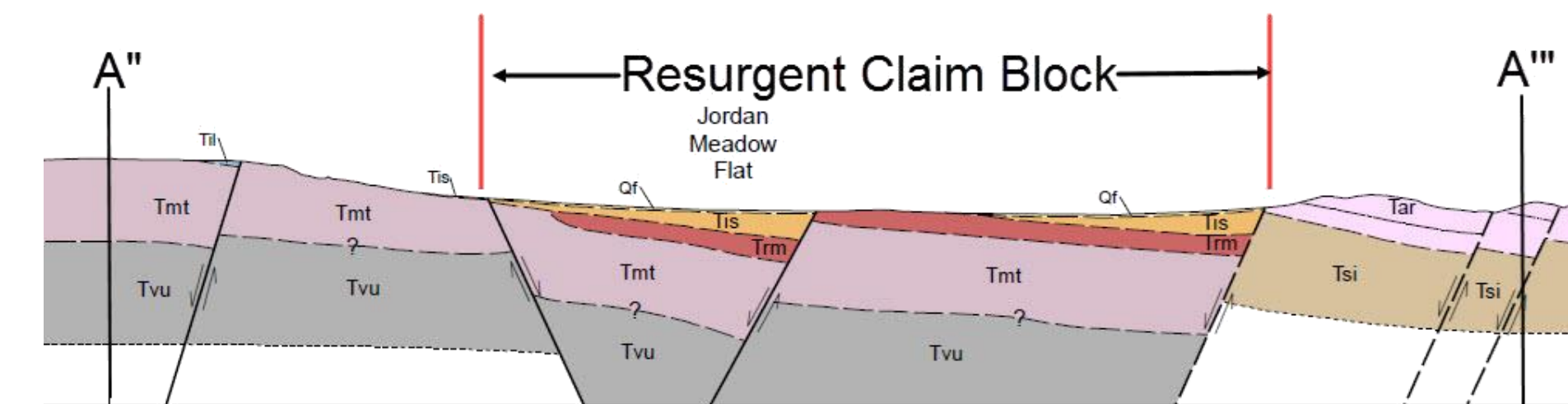


Overview

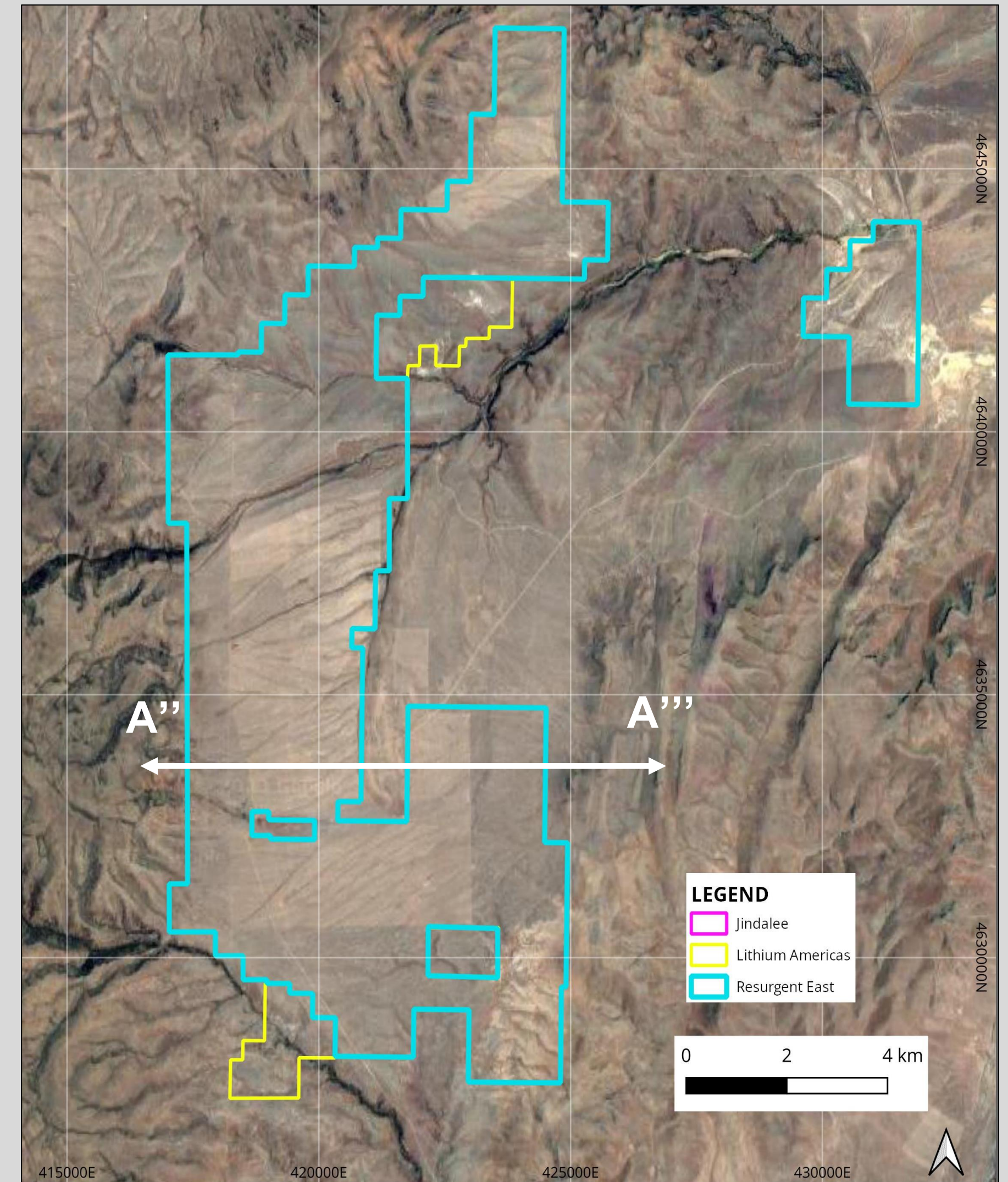
- Targeting the same sedimentary units that host the Thacker Pass lithium deposit (MRE: 19.1mt LCE)
- The Thacker Pass depositional model provides an analogue for the lithium mineralisation at Resurgent East
- Thacker Pass stratigraphy features a low-grade zone (~25-30m thick < 4,000 ppm Li) overlaying a high-grade zone (~25-30m thick > 4,000 ppm Li)¹

Exploration Plan

- A soil and rock chip program focused on aerial mapped sub crop with the aim of testing through the gravel cover
- Drill target planning



Note:
1) Refer to the Independent Technical Assessment Report (Resurgent Project) in the Prospectus for further details





Appendix



U.S. EV Eco-System Build Out



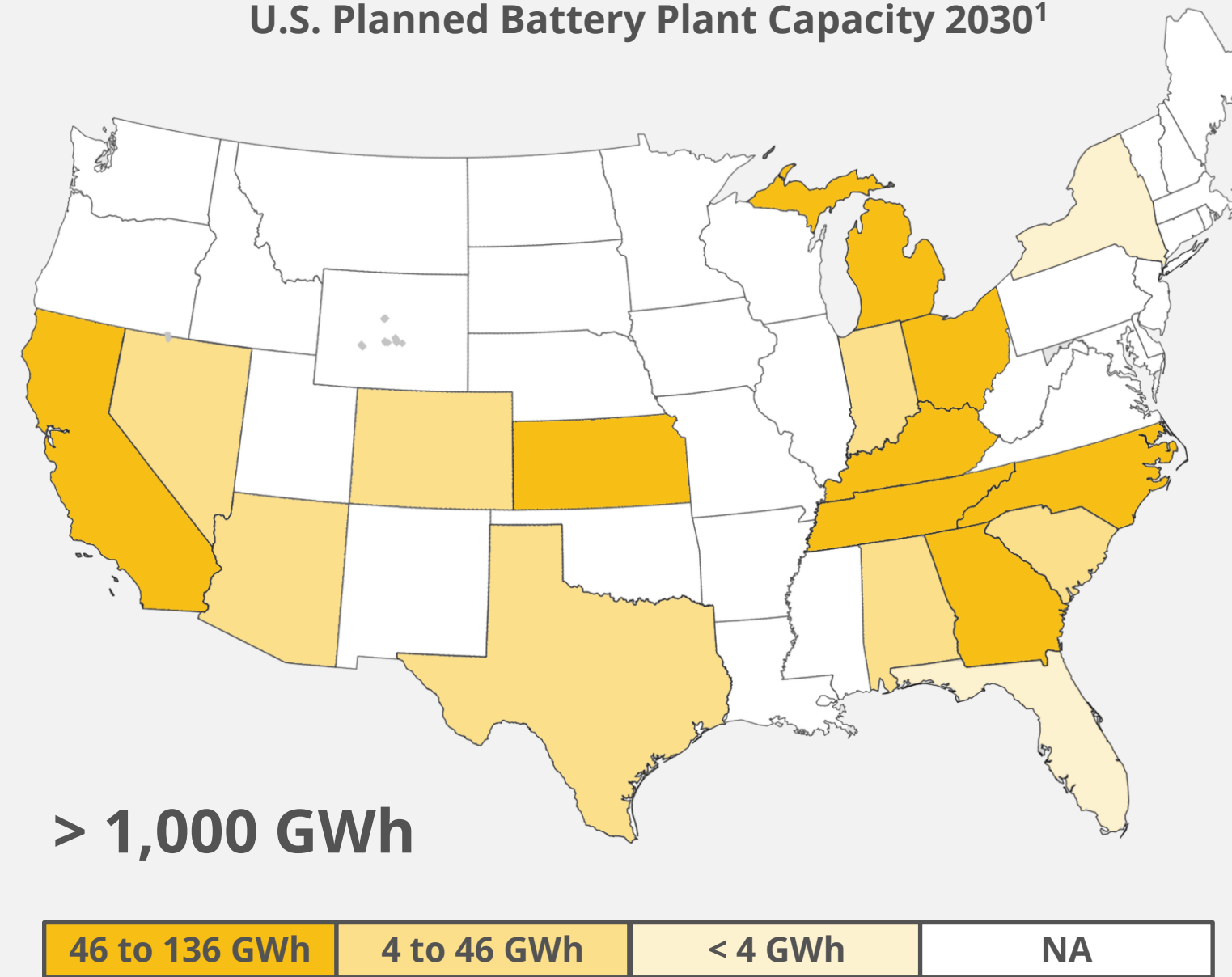
U.S. Li-ion Battery Manufacturing Capacity to 10x by 2030

- By 2030, the U.S. is forecasted to increase its lithium-ion battery manufacturing capacity from 110 GWhs in 2022 to over 1,000 GWh¹, a nearly tenfold expansion.

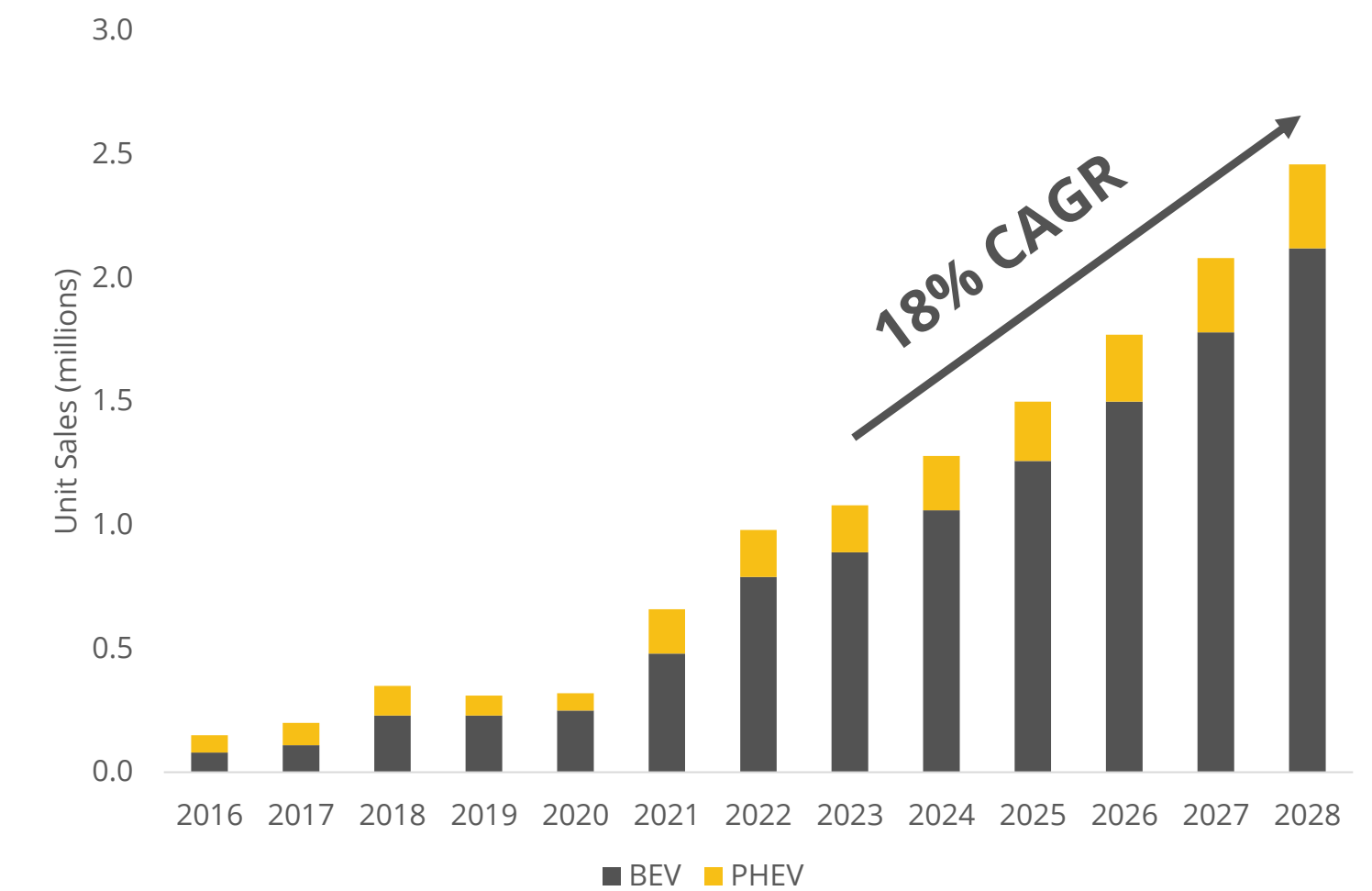
Large Capital Inflows to the EV Charging Network and Battery Supply Chains

- The Whitehouse announced US\$606m in grants to continue building out the EV charging network.
- Private companies have announced investments of more than US\$155 billion in the EV and battery supply chain in the last 4 years.

U.S. Planned Battery Plant Capacity 2030¹



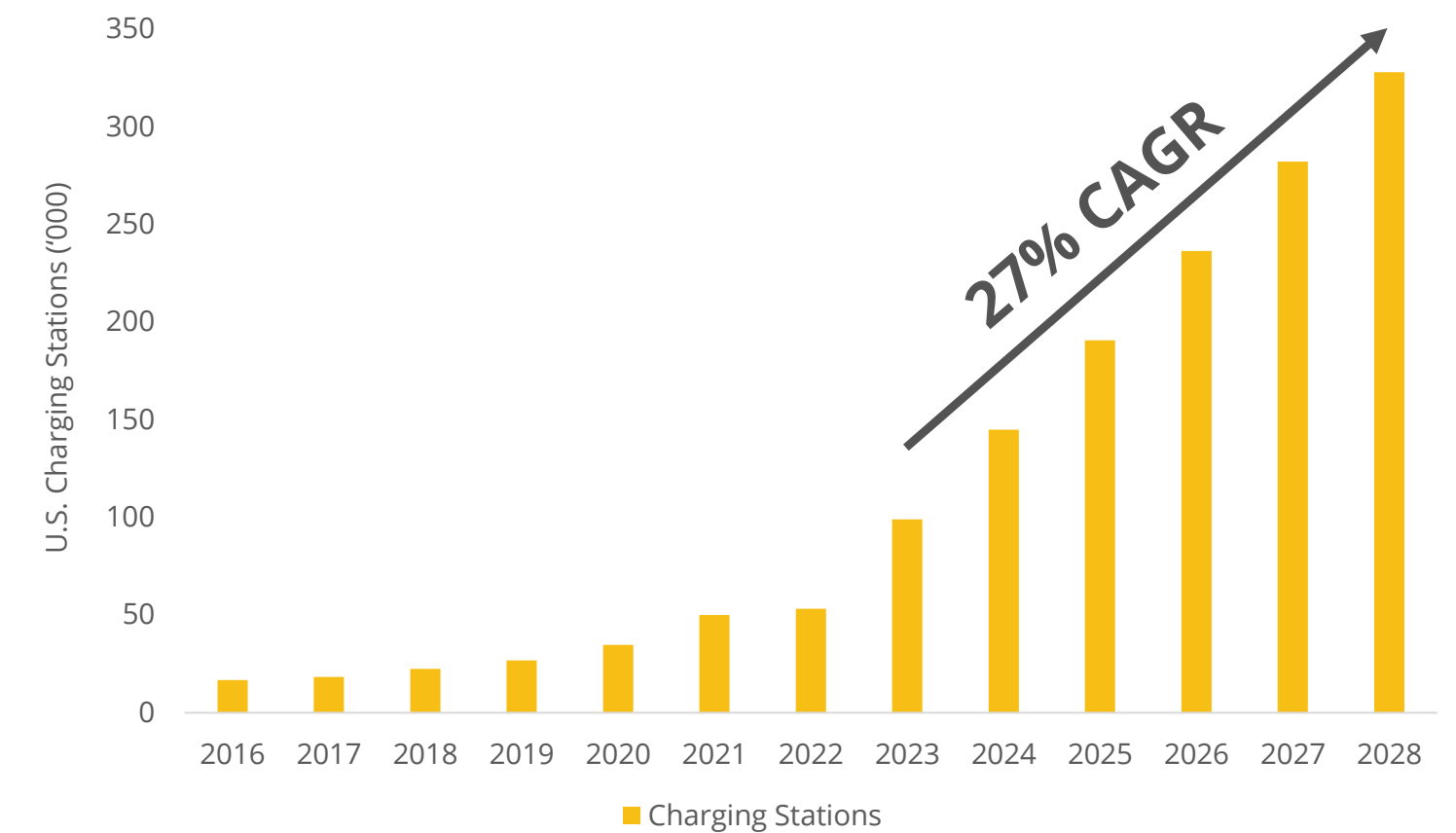
U.S. EV Unit Sales²



Strong U.S. EV Sales and Push for 'American Made'

- U.S. EV unit sales are forecasted to grow at an 18% CAGR until 2028.
- Inflation Reduction Act provides strong subsidies and tax credits for EVs that satisfy certain 'Made in America' conditions.

Charging Stations²



Notes:

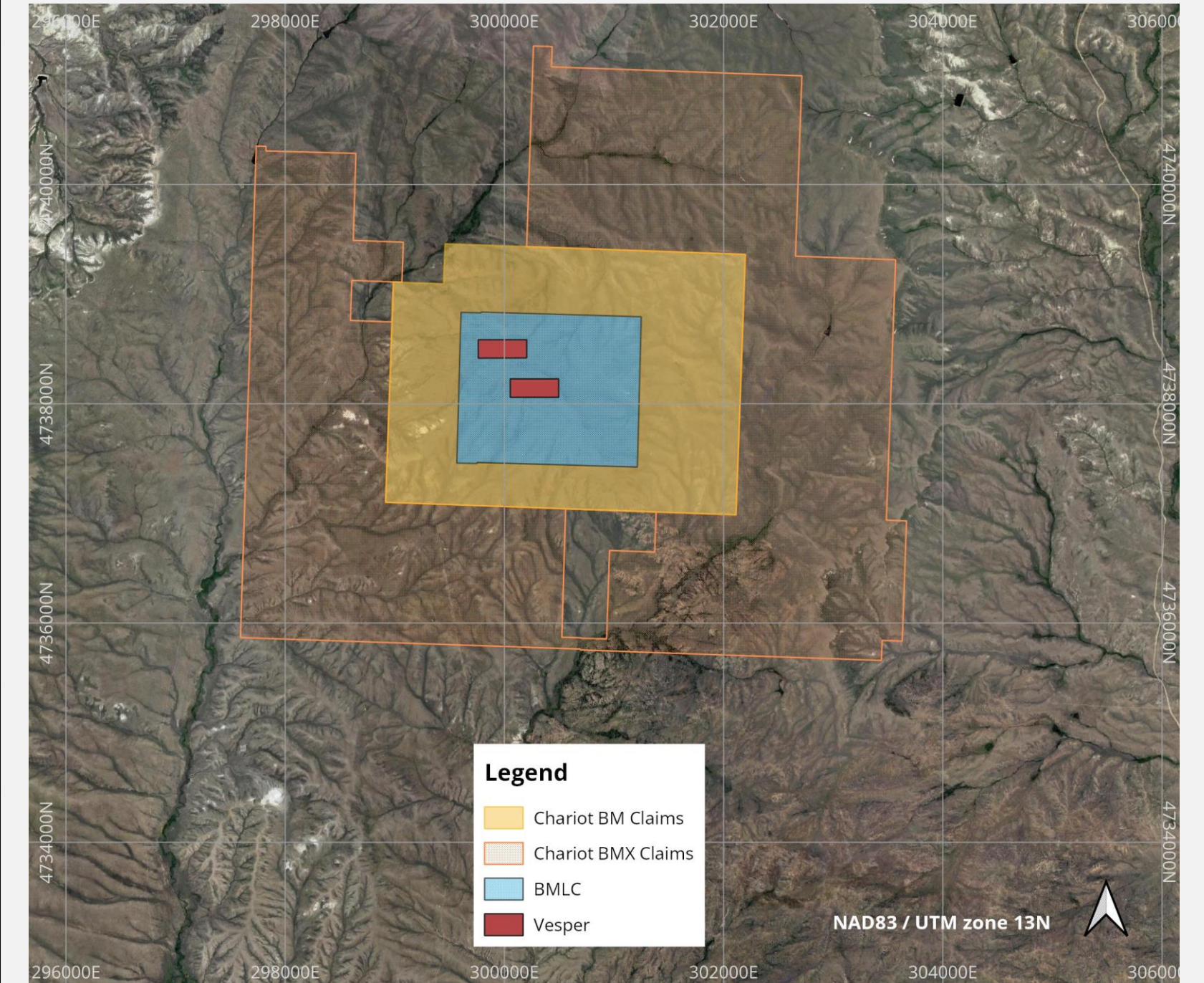
1) Sourced from U.S. Department of Energy (as of November 2022)

2) Sourced from Statista - <https://www.statista.com/> (accessed 24 January 2024)

Black Mountain Project: Deal Terms¹



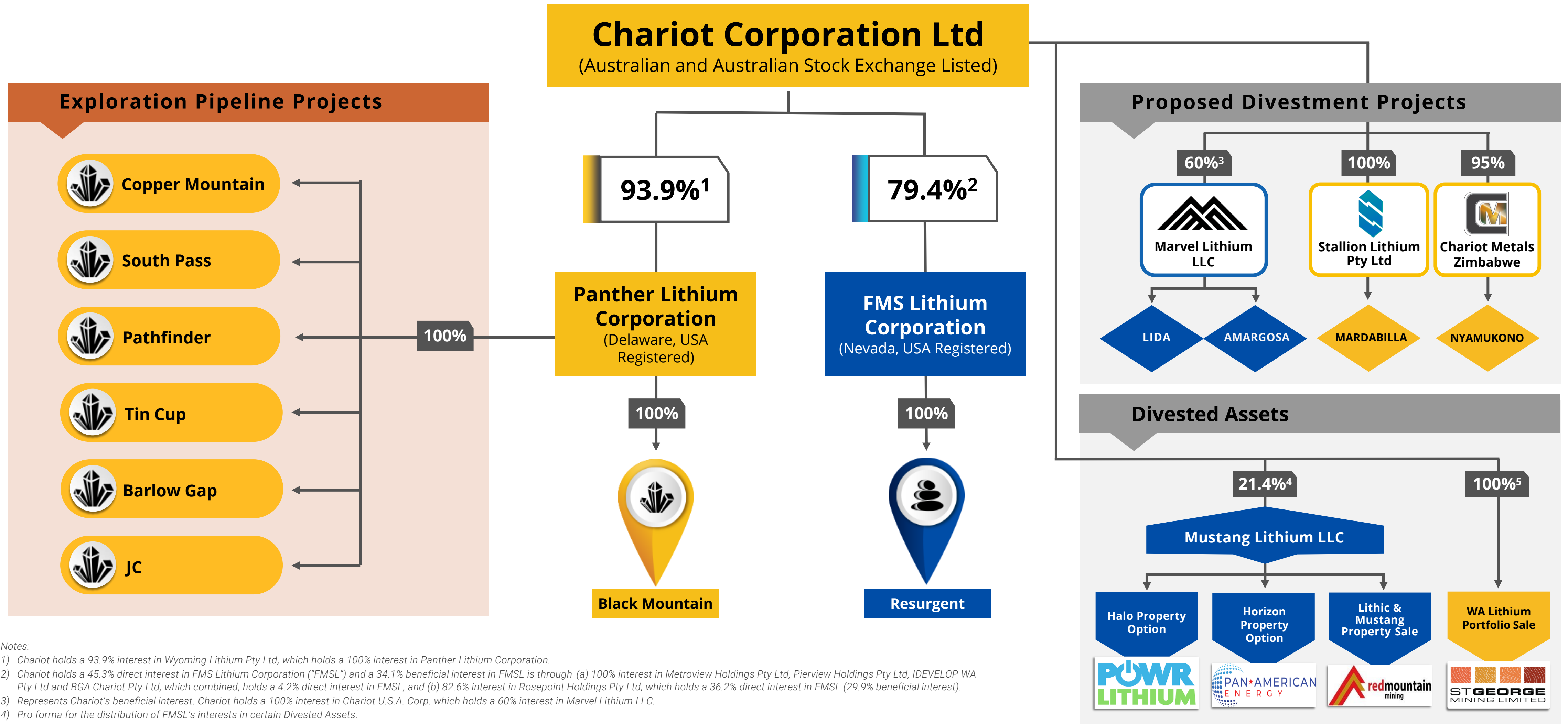
	Black Mountain (2 claims)	Black Mountain (27 claims)			Total		
Deal Type	10-year lease with option to purchase at any time	12-month option for US\$450k with option to purchase for US\$4m (Option Exercised)					
Asset – claim group	Vesper	BMLC					
Milestone	Cash (US\$)	Cash (US\$)	Shares (US\$)	Cash or Shares (US\$) ⁴	Cash (US\$)	Shares (US\$)	Cash or Shares (US\$) ⁴
Option term ^{1,3}	50,000	450,000	-	-	500,000	-	-
Upon Exercising Option ³	150,000	500,000	1,250,000	-	650,000	1,250,000	-
6-month Anniversary	-	-	-	500,000	-	-	500,000
1st Anniversary	50,000	-	-	750,000	50,000	-	750,000
2nd Anniversary	50,000	-	-	1,000,000	50,000	-	1,000,000
3rd Anniversary & each thereafter	50,000	-	-	-	50,000	-	-
Outright Purchase Price	4,000,000	-	-	-	4,000,000	-	-
Total Consideration²	4,350,000	950,000	1,250,000	2,250,000	5,300,000	1,250,000	2,250,000
Yearly expenditure commitment ³	400,000	-	-	-	400,000	-	-
NSR	2%	-	-	-	-	-	-
NSR available for purchase	100%	-	-	-	-	-	-
NSR purchase consideration	2,000,000	-	-	-	-	-	-



Notes:

- 1) Consideration already paid is highlighted in light yellow.
- 2) Total consideration assumes outright purchase is executed after the 3rd anniversary and assumes no option term extension is executed.
- 3) Yearly expenditure commitment is only required during the term of the lease for a total of US\$400k over 10 years. This has been satisfied through the Phase 1 drill program.
- 4) Cash or shares at the election of Black Mtn. Lithium Corp.

Corporate Structure



Notes:

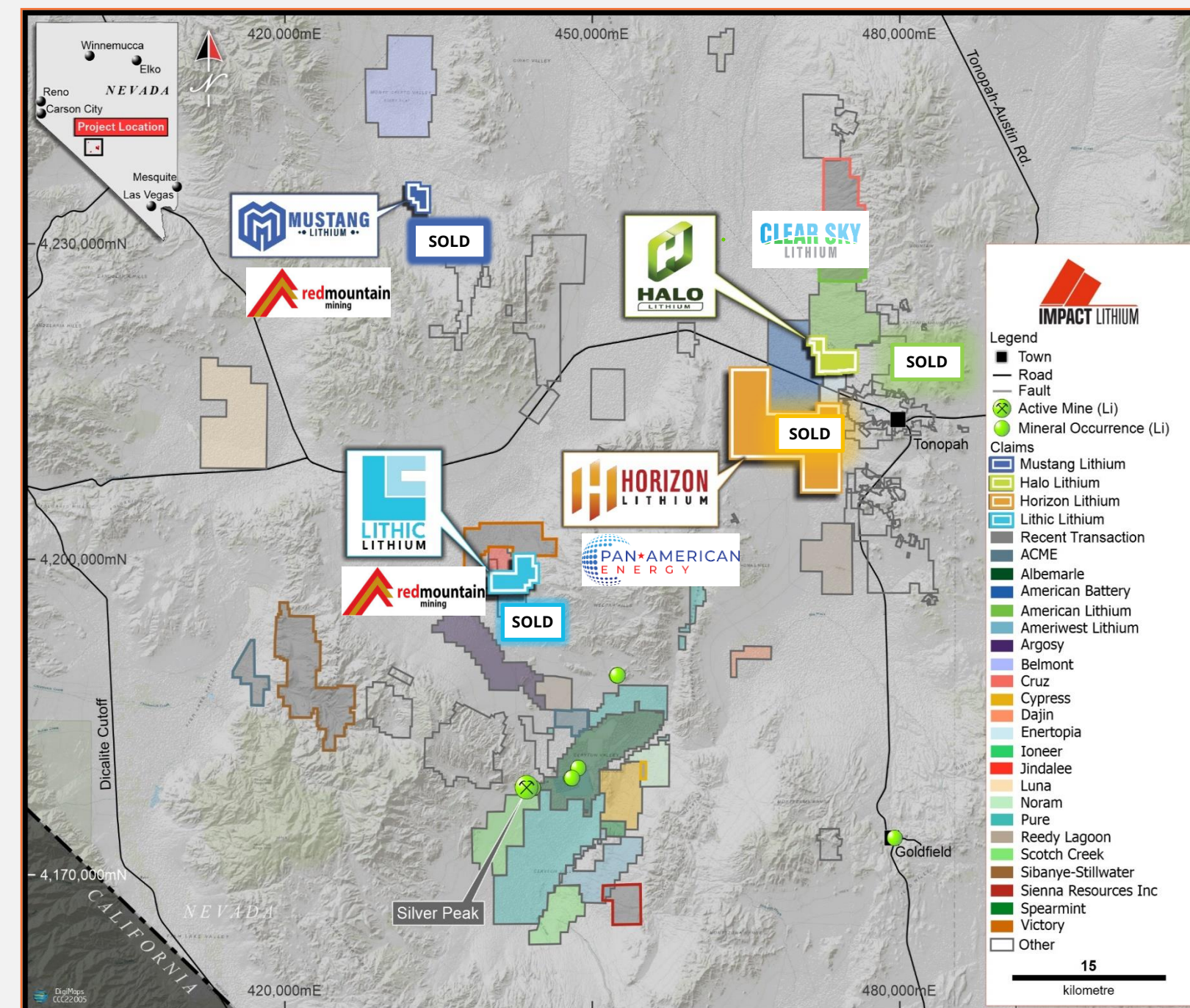
- Chariot holds a 93.9% interest in Wyoming Lithium Pty Ltd, which holds a 100% interest in Panther Lithium Corporation.
- Chariot holds a 45.3% direct interest in FMS Lithium Corporation ("FMSL") and a 34.1% beneficial interest in FMSL is through (a) 100% interest in Metroview Holdings Pty Ltd, Pierview Holdings Pty Ltd, IDEVELOP WA Pty Ltd and BGA Chariot Pty Ltd, which combined, holds a 4.2% direct interest in FMSL, and (b) 82.6% interest in Rosepoint Holdings Pty Ltd, which holds a 36.2% direct interest in FMSL (29.9% beneficial interest).
- Represents Chariot's beneficial interest. Chariot holds a 100% interest in Chariot U.S.A. Corp. which holds a 60% interest in Marvel Lithium LLC.
- Pro forma for the distribution of FMSL's interests in certain Divested Assets.
- Chariot holds a 100% interest in the WA Lithium Portfolio Sale Agreement with St George Mining Limited through wholly owned subsidiary Stallion Lithium Pty Ltd.

Lithium Assets - Divested



Tonopah, Nevada, USA

Deal Terms¹



Company	Asset	Chariot Ownership	Upon Signing		Y1		Y2		Milestone Payments		Total ⁵	Chariot's Net Benefit ⁶
			Cash	Shares	Cash	Shares	Cash	Shares	Shares	NSR		
POWR LITHIUM	Halo	21.4%	\$326,518	1,865,269	\$200,000	1,250,000	\$200,000	500,000	-	1%	\$3,401,817	\$212,057
PAN-AMERICAN ENERGY	Horizon	21.4%	\$250,000	3,012,174	\$250,000	\$3,000,000 ²	\$500,000	\$4,000,000	\$1,250,000 + \$3,750,000 ³	n/a	\$15,000,000	\$2,396,469
redmountain mining	Lithic + Mustang	21.4%	\$185,000 ⁴	179,487,179	-	-	-	-	205,128,206	2%	\$1,685,000	\$126,067
ST GEORGE MINING LIMITED	WA Portfolio	100%	A\$300,000	6,064,435	-	-	-	-	15,000,000	2%	\$1,016,513	\$296,951
Total⁵	All	n/a	\$956,518	\$4,316,811	\$450,000	\$3,925,000	\$700,000	\$4,370,000	\$6,385,000	n/a	\$21,103,330	\$3,031,545

Notes:

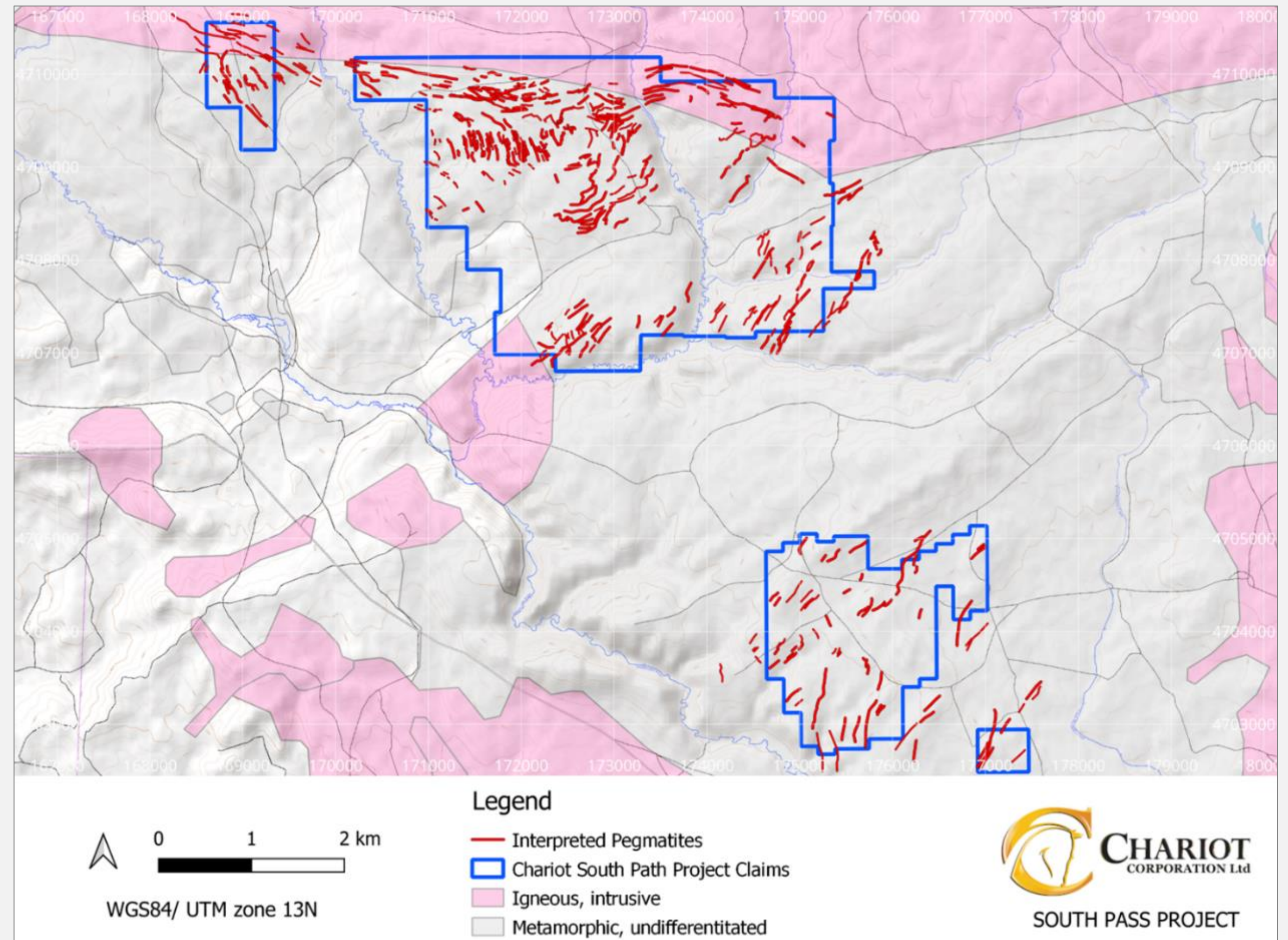
- 1) All dollar values denominated in United States Dollars, unless otherwise stated and assumes options are exercised. Payments shaded in light yellow have been paid.
- 2) Payment was paid via the issuance of 8,468,715 Pan American Energy Corp. shares at an aggregate price of CA\$0.4794.
- 3) Milestone B payment of US\$3,750,000 has been achieved and paid via the issuance of 9,064,498 Pan American Energy Corp. shares at an aggregate price of CA\$0.5536. Milestone A has not yet been achieved.
- 4) Includes a US\$35,000 exclusivity payment.
- 5) Consideration based off an AUDUSD exchange rate of 0.65, a CADUSD exchange rate of 0.7770 (5/8/22), a POWR Lithium Corp. (CSE: POWR) share price of CA\$0.95 (5/8/22), a Pan American Energy Corp. (CSE: PNRG) share price of US\$0.663972 (27/9/22), a Red Mountain Mining (ASX: RMX) share price of A\$0.006 (7/12/22) and a St George Mining Limited (ASX: SGQ) share price of A\$0.06 (21/3/22). Consideration totals also assumes all milestones are achieved and in the case of the WA Portfolio divestment, assumes one milestone payment is achieved.
- 6) Chariot's net benefit is based off an AUDUSD exchange rate of 0.65, a CADUSD exchange rate of 0.74, a POWR Lithium Corp. (CSE: POWR) share price of CA\$0.115 (16/2/24), a Pan American Energy Corp. (CSE: PNRG) share price of CA\$0.45 (16/2/24), a Red Mountain Mining (ASX: RMX) share price of A\$0.002 (16/2/24) and a St George Mining Limited (ASX: SGQ) share price of A\$0.023 (16/2/24). Consideration totals assumes all milestones are achieved and in the case of the WA Portfolio divestment, assumes one milestone payment is achieved. Consideration also accounts for fees owed to consultants.

Exploration Pipeline Project: South Pass



Background

- 214 unpatented lode claims covering 1,750 ha of exploration tenure prospective for hard rock lithium
- Hundreds of outcropping pegmatites that occur in swarms
- Pegmatites range from a few centimetres in width and length to several hundred metres wide and several thousand metres long

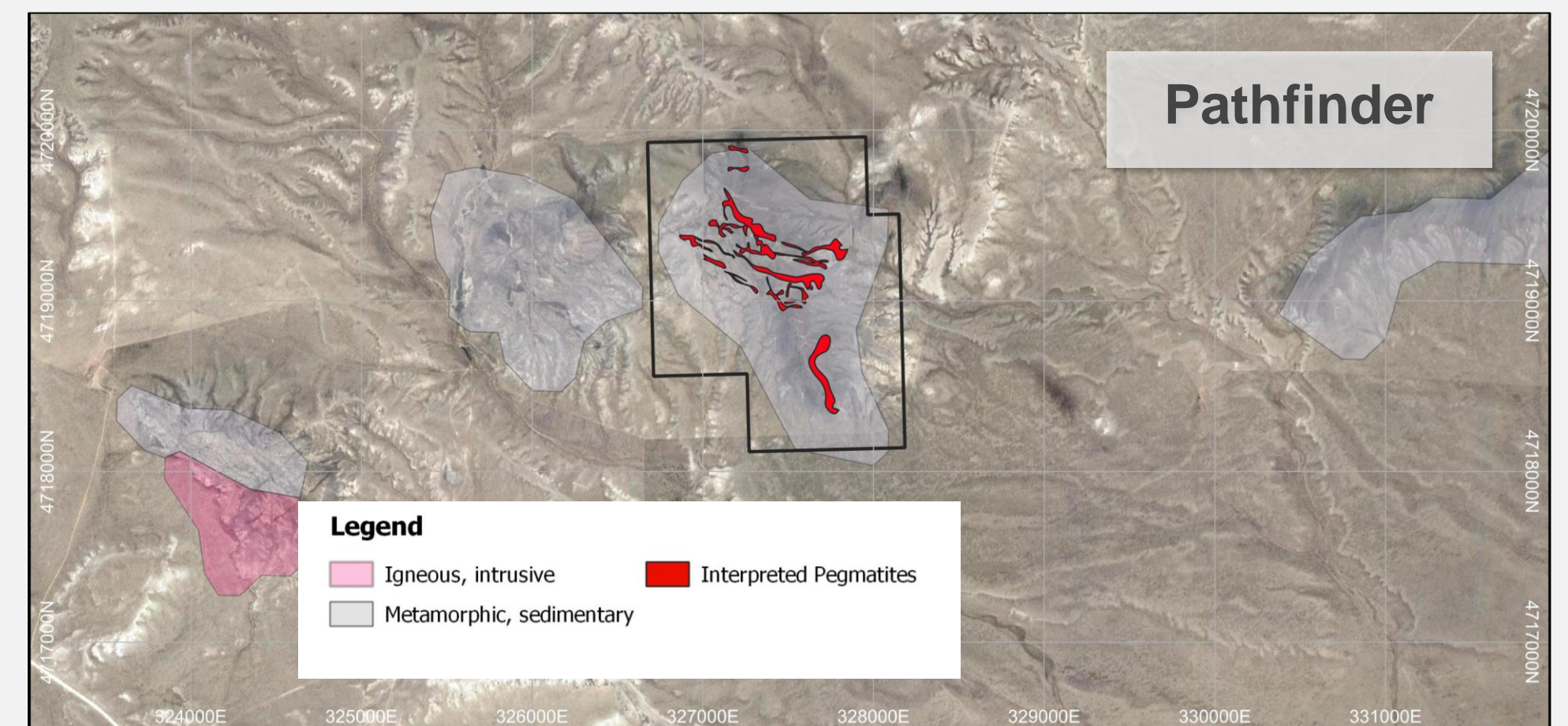
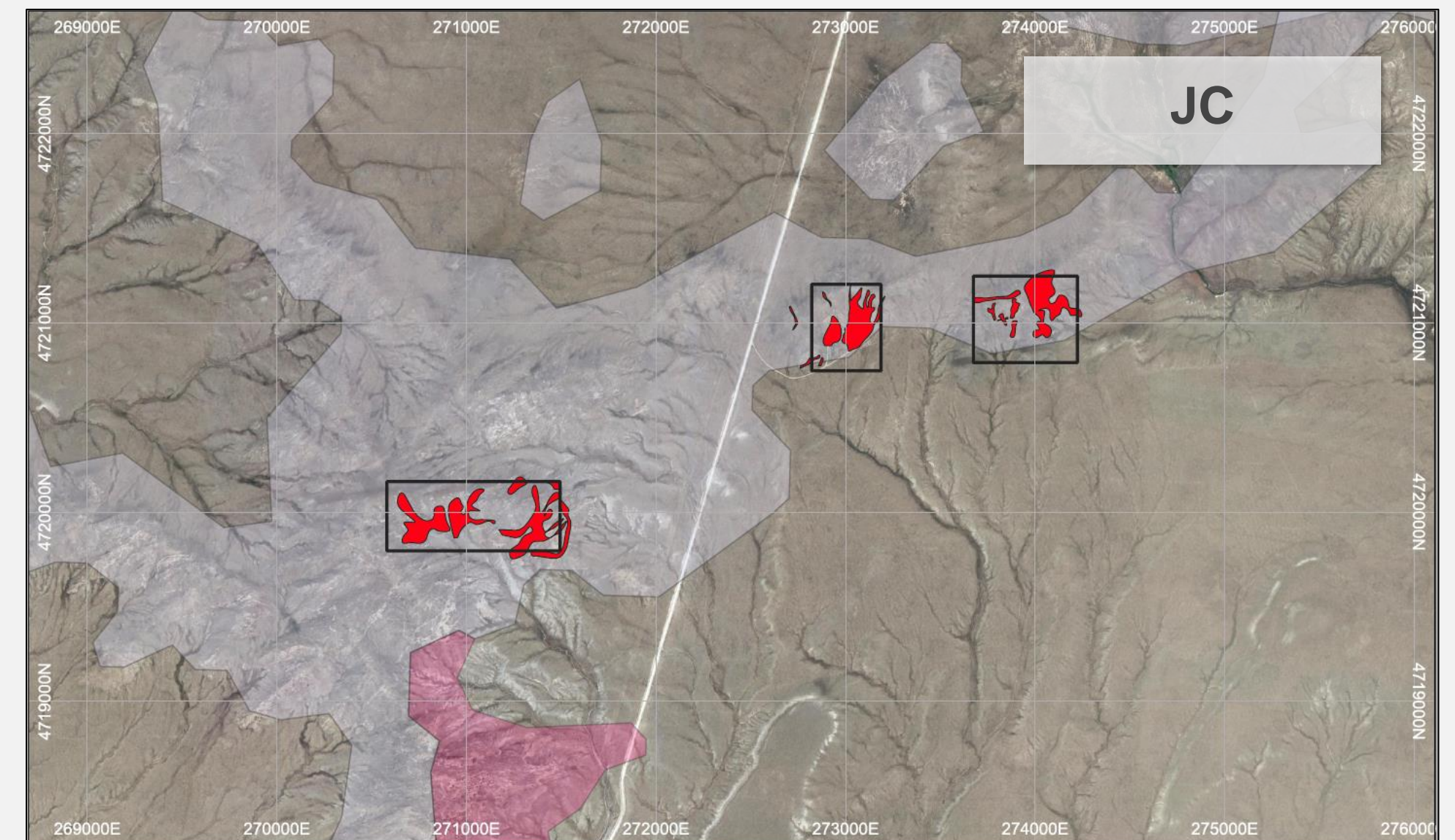
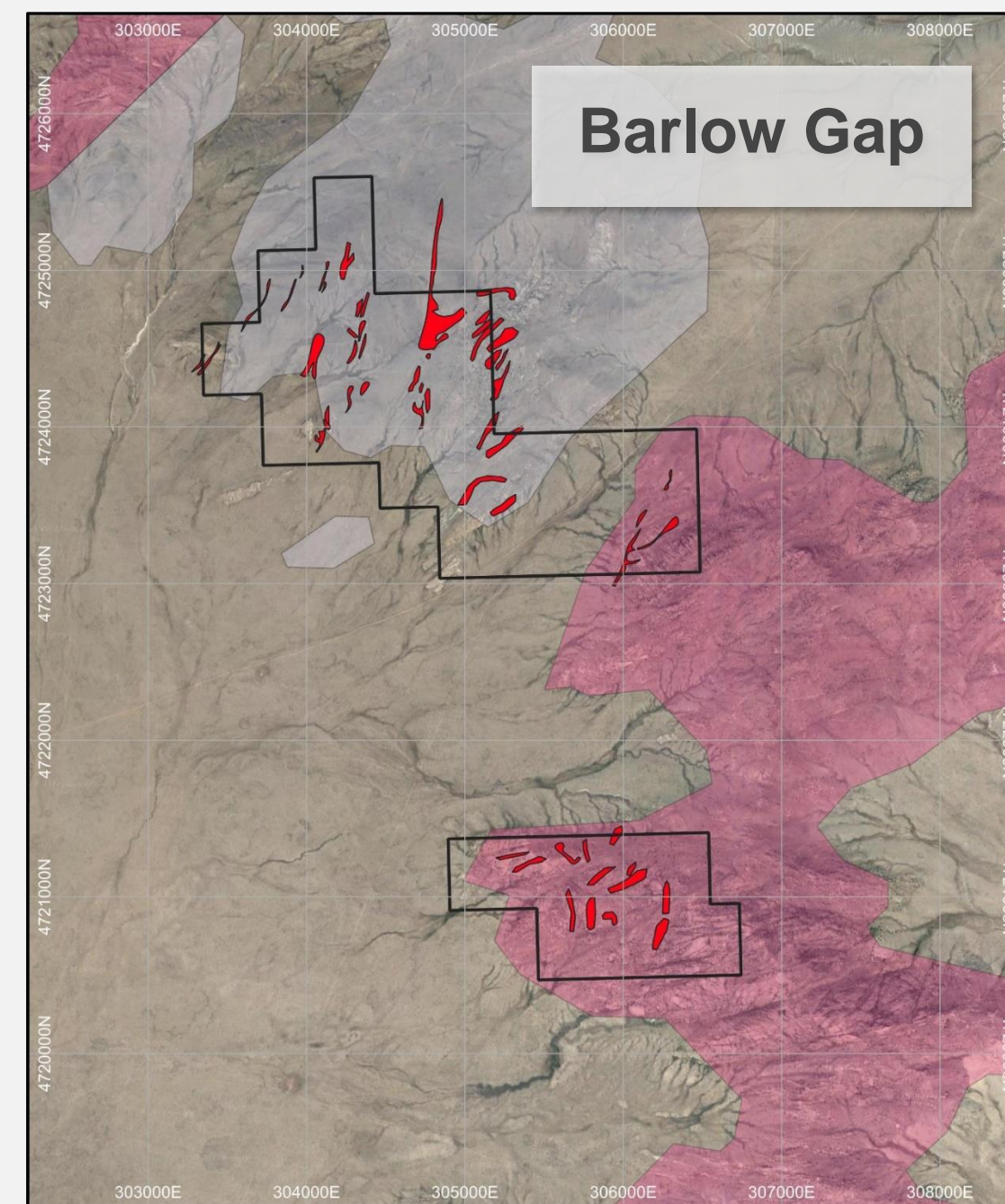
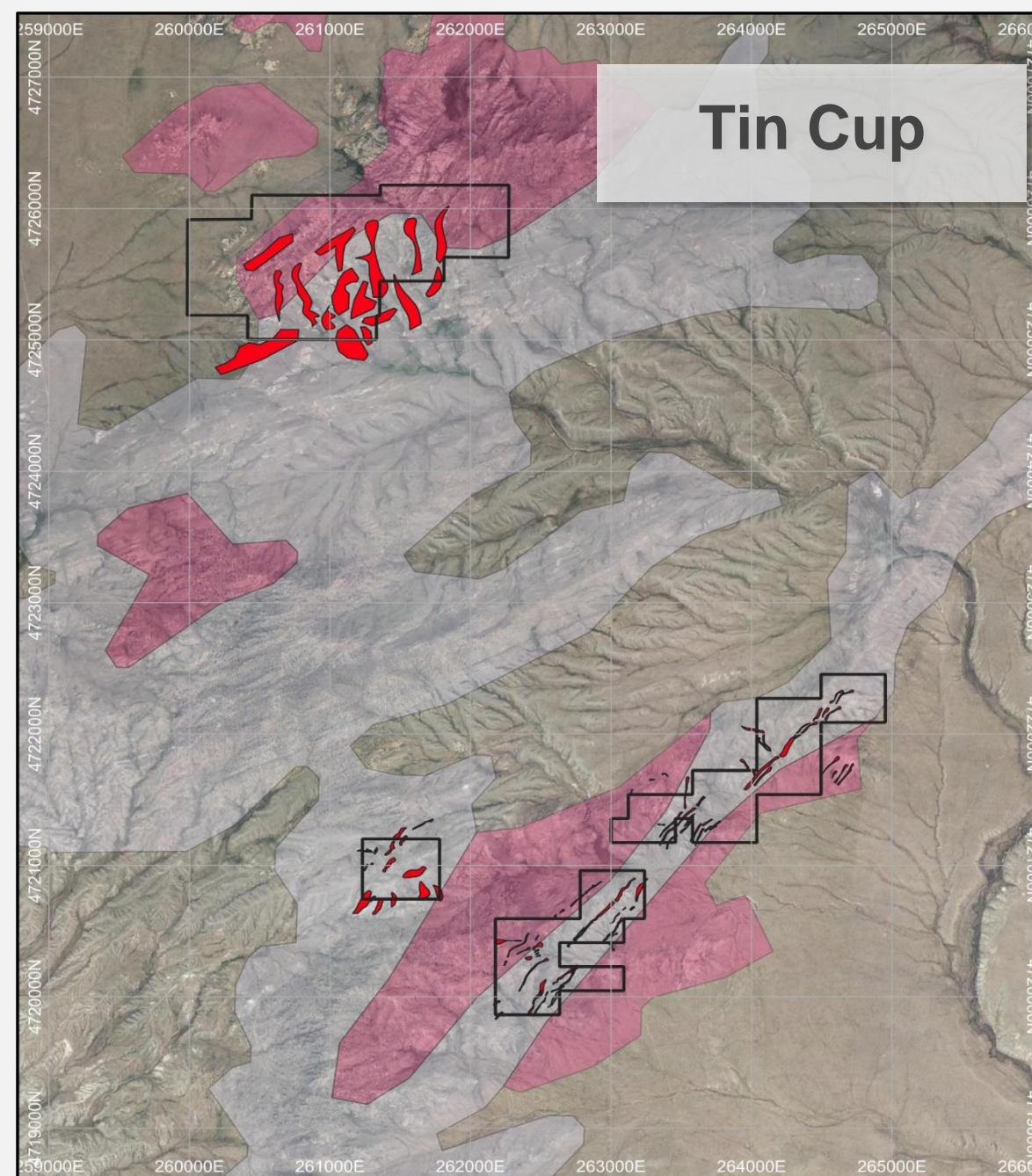


Exploration Pipeline Projects: Wyoming Regional



Overview

- Four (4) additional areas staked to date comprising of 146 unpatented lode claims covering 1,186 ha of exploration tenure prospective for hard rock lithium
- Swarms of interpreted pegmatites



End Notes



Company	Ticker	# Claims	Source
Chariot Corporation Ltd	ASX: CC9	3,634	Wyoming Lithium Projects (795 claims) ¹ , Resurgent Project (1,450 claims), Projects to be Divested (550 claims), Divested via an Option Agreement (839 claims)
Lithium Americas Corporation	NYSE: LAC	2,724	Refer to Thacker Pass NI 43-101 dated 2 November 2022
Anson Resources Limited	ASX: ASN	2,640	Refer to ASX Announcement 2 November 2022, 10 May 2023 and 18 July 2023. All of Anson Resources Limited's claims are placer claims.
Iris Metals Limited	ASX: IR1	2,387	Refer to IRIS Metals Limited Prospectus dated 5 April 2023
Future Battery Metals Limited	ASX: FBM	1,024	Refer to Future Battery Metals Limited ASX announcement dated 7 March 2023
Patriot Lithium Limited	ASX: PAT	819	Refer to Patriot Lithium Limited's Prospectus dated 20 October 2022 and ASX announcement dated 8 June 2023
Jindalee Resources Limited	ASX: JRL	719	Refer to Jindalee Resources Limited ASX announcement dated 31 March 2021, 4 February 2020 and 8 June 2018
American Battery Technology Company	OTCQB: ABML	517	Refer to Technical Report Summary for The Tonopah Flats Lithium Project dated Feb 2023
American Lithium Corporation	TSXV: Li	425	Refer to TLC Project PEA dated 17 March 2023
Aurora Energy Metals Limited	ASX: 1AE	395	Refer to Aurora Energy Metals Limited Prospectus dated 29 March 2022 and ASX announcement dated 27 September 2022 and 14 February 2023
Century Lithium Corp	TSXV: LCE	341	Refer to NI 43-101 Prefeasibility Study for Clayton Valley Lithium Project dated 15 March 2021
Arizona Lithium Limited	ASX: AZL	331	Refer to https://www.arizonalithium.com/big-sandy/ accessed 4 July 2023
Ioneer Limited	ASX: INR	293	Refer to Rhyolite Ridge Lithium-Boron Project DFS Report dated 30 April 2020

Project	Source ³	Project	Source ³
McDermitt ²	Refer to Jindalee Resources Limited ASX announcement dated 27 February 2023	Rhyolite Ridge ²	Refer to Rhyolite Ridge Lithium-Boron Project DFS Report dated 30 April 2020
Thacker Pass	Refer to Thacker Pass NI 43-101 dated 2 November 2022	PAK + Spark	Refer to Frontier Lithium's NI 43-101 Report for the PAK Property dated 9 April 2021
Tonopah Flats	Refer to Technical Report Summary for The Tonopah Flats Lithium Project dated Feb 2023	Rose	Refer to Critical Elements Lithium Corporation Feasibility Study for the Rose Lithium Project dated 29 August 2023
TLC	Refer to TLC Project PEA dated 17 March 2023	Carolina ²	Refer to Piedmont Lithium Inc's press release dated 21 October 2021
Sonora	Refer to Bacanora Lithium's Feasibility Study for the Sonora Lithium Project dated 25 January 2018	Moblan ²	Refer to Sayona Mining Limited's presentation dated 20 July 2023
Clayton Valley	Refer to NI 43-101 Prefeasibility Study for Clayton Valley Lithium Project dated 15 March 2021	Authier ²	Refer to Sayona Mining Limited's ASX announcement dated 1 March 2022
Zeus Project	Refer to Noram Lithium Corp's Resource Estimate Report dated 17 March 2023	Georgia Lake	Refer to Rock Tech Lithium Inc's Pre-Feasibility Study for the Georgia Lake Project dated 16 November 2022
Arkansas Smackover	Refer to NI 43-101 Preliminary Economic Assessment of LANXESS Smackover Project	Big Sandy ²	Refer to https://www.arizonalithium.com/big-sandy/ accessed 4 July 2023
Silver Peak	Refer to Albemarle Corporations SEC Technical Report Summary dated 30 September 2021	Thompson Brothers ²	Refer to Nova Minerals Limited ASX announcement dated 3 June 2021
Whabouchi	Refer to Nemaska Lithium's Feasibility Study for the Whabouchi Project dated 21 February 2018	Seymour ²	Refer to Green Technology Metals ASX announcement dated 23 June 2022
James Bay ²	Refer to Galaxy Resources Limited's ASX announcement dated 4 December 2021		

Notes:

- 1) Includes 27 claims acquired via an exploration and secured option agreement with Black Mountain Lithium Corp. and 4 claims acquired via two exploration and option to lease agreements with Vesper Resources LLC.
- 2) Mineral resource estimates are JORC (2012) compliant.
- 3) Refer to sources listed for a full breakdown of Measured, Indicated and Inferred Mineral Resources.